



Emporia
Kansas

CITY COMMISSION
WEDNESDAY, FEBRUARY 4, 2026 AT 11:00 AM
CITY COMMISSION CHAMBER

ORDER OF BUSINESS

CALL MEETING TO ORDER Mayor Becky Smith

MEMBERS PRESENT

Vice-Mayor Tammi Ogle
Commissioner Monica Duncan
Commissioner Erren Harter
Commissioner Kurt Steinkuhler

PROCLAMATIONS

Proclamation Recognizing February 13th as Emporia State University Day

Accepted by: Jan Trelc, Senior Director of Donor Engagement Foundation Emporia State University

PUBLIC FORUM

The public is invited to make comments at this time. Please limit comments to two (2) minutes each. Please state your name and address prior to making comments.

NEW BUSINESS

1) **KRMCA Award for Flint Hills Crossing**

Presented by: Jim Ubert, City Engineer

2) **Resolution No. 3787 Establishing a Public Hearing for Cedarbrook Meadows Reinvestment Housing Incentive District**

Presented by: Tayler Wash, Assistant City Manager

Recommended Action: Approve Resolution No. 3787 Establishing a Public Hearing for Cedarbrook Meadows Reinvestment Housing Incentive District on March 18, 2026

3) **Appoint Member to the Natural Resources Advisory Board**

Presented by: Mayor Becky Smith & Commissioner Erren Harter

Recommended Action: Approve the appointment of Gina Wichaël to the Natural Resources Advisory Board

4) **Appoint Members to the Emporia Planning Commission/Board of Zoning Appeals**

Presented by: Commissioner Monica Duncan & Commissioner Kurt Steinkuhler

Recommended Action: Approve Appointment of Aaron Larson, Kevin Johnson, and Denise

Gilligan to the Emporia Planning Commission/Board of Zoning Appeals

5) **Award Bid for Lift Station No. 1**

Presented by: Jim Ubert, City Engineer

Recommended Action: CAS Constructors, LLC, has successfully completed projects in the state and region and were part of the Design Build team for the City's 2019 Wastewater Treatment Plant Improvements. Staff recommendation is to award the Base Bid to CAS Constructors, LLC in the amount of \$2,861,967.90.

6) **Ordinance No. 26-01 Amending Chapter 14, Article V of the Emporia Municipal Code Pertaining to Mobile Food Vendors**

Presented by: Justin Givens, Planning & Zoning Administrator

Recommended Action: Approve Ordinance No. 26-01 Amending Chapter 14, Article V of the Emporia Municipal Code Pertaining to Mobile Food Vendors

COMMUNICATIONS

Presented by Trey Cocking, City Manager.

CONSENT AGENDA

Presented by Trey Cocking, City Manager.

- 1) Commission Meeting Minutes for January 21, 2026

INFORMATIONAL ITEMS

Presented by Trey Cocking, City Manager.

- 1) Informational Items

GOVERNING BODY COMMENTS

Mayor Becky Smith
Vice-Mayor Tammi Ogle
Commissioner Monica Duncan
Commissioner Erren Harter
Commissioner Kurt Steinkuhler

EXECUTIVE SESSION

RECESS

Recess to Evora Wheeler Conference Room for Study Session

STUDY SESSION AGENDA ITEMS

- 1) Debt Review & Analysis
- 2) Discuss Common Consumption Area

ADJOURNMENT



PROCLAMATION

WHEREAS, Emporia State University was founded in 1863 as Kansas State Normal School, becoming the first public institution of higher education in Kansas dedicated to preparing teachers and advancing learning; and

WHEREAS, for more than 160 years, Emporia State University has served as a beacon of opportunity, providing quality education, fostering innovation, and contributing to the economic and cultural vitality of Emporia, Lyon County, and the State of Kansas; and

WHEREAS, the University's alumni, faculty, staff, and students have demonstrated a steadfast commitment to excellence, leadership, and service, enriching communities locally and globally; and

WHEREAS, Founders Day offers an opportunity to honor the visionaries who established Emporia State University and to celebrate its enduring legacy of transforming lives through education.

NOW, THEREFORE, I, Becky Smith, Mayor of the City of Emporia, Kansas, do hereby proclaim February 13, 2026, as

Emporia State University Day

in the City of Emporia, and I encourage all citizens to join in recognizing the University's historic contributions and continued impact on our community and beyond.

On this 4th Day of February 2026

ATTEST:

Becky Smith, Mayor

Kerry Sull, City Clerk



Commission Action Report

Kansas Aggregate Producers Association
and the Kansas Ready Mix Concrete Association
Municipal Concrete Award Project Winner
Municipal Population 10,000 to 50,000

Title: Kansas Aggregate Producers Association and the Kansas Ready Mix Concrete Association Municipal Concrete Award Project Winner Municipal Population 10,000 to 50,000

Agenda Date: February 4, 2026

Presented By: James Ubert, City Engineer

Background:

The Kansas Aggregate Producers Association and the Kansas Ready Mix Concrete Association take nominations and select project award winners to recognize excellence in the Kansas concrete industry by recognizing outstanding, creative, and high-quality concrete work in Kansas municipal projects. They do this each year at their annual convention in three (3) categories of municipal 1.) population less than 10,000, 2.) population 10,000 to 50,000 and 3.) population 50,000 and up.

Award:

BG Consultants nominated the City of Emporia's Flint Hills Crossing Project and it was selected as the winning project in the Municipal Concrete in a Class II Municipality (Population of 10,000 to 50,000) category by the Kansas Aggregate Producers Association and the Kansas Ready Mix Concrete Association at their annual convention in Olathe, KS on January 8, 2026. The event recognizes outstanding work in municipal concrete construction within the State of Kansas. The awards are based upon the quality of construction by the contractor, aesthetic appeal, creativity from the asphalt paving, and unique application or end use. BG Consultants provided Platting and Preliminary Engineering for the Flint Hills Crossing Project. The City of Emporia Engineering Department provided Construction Engineering services. Bruce Davis Construction was the general contractor with APAC-Kansas, Inc., Shears Division as the asphalt subcontractor, Burlington Construction as the concrete subcontractor and Midwest Concrete Materials providing the concrete.



Commission Action Report

on No. 3787 Establishing a Public Hearing for Cedarbrook Meadows Reinvestment Housing Incentive District

Title: Resolution No. 3787 Establishing a Public Hearing for Cedarbrook Meadows Reinvestment Housing Incentive District

Agenda Date: February 4, 2026

Presented By: Tayler Wash, Assistant City Manager

Background:

On January 12, 2026, the Kansas Department of Commerce certified the eligibility of this area as a potential RHID district. The public hearing is the next requirement of the RHID statutes. Notices of this public hearing will be published in the official newspaper, and a copy of the resolution will be sent via certified mail to two additional taxing entities, Lyon County and USD 253, asking them to review and comment.

Discussion:

The proposed Development Plan contemplates construction of approximately 124 single-family homes on approximately 40 net acres. The project is intended to expand the City's supply of quality housing and support long-term community growth consistent with the findings adopted by the Governing Body in Resolution No. 3783.

All public infrastructure improvements within the district, including water, sanitary sewer, and paving will be installed and financed by the developer. Upon completion and acceptance, these improvements will become City infrastructure, excluding individual service lines. Because the City is not financing public improvements, the project does not require a comprehensive financial feasibility analysis typically associated with publicly financed districts. Eligible costs and reimbursements will be governed by a separate Development Agreement.

The property within the district currently has minimal assessed value and no existing improvements. Development of the site is expected to increase the tax base while addressing documented housing needs without requiring upfront City capital investment.

Financial Considerations:

The present plan does not include any expenditure of city funds to serve the units.

Recommended Action:

Approve Resolution No. 3787 Establishing a Public Hearing for Cedarbrook Meadows Reinvestment Housing Incentive District on March 18, 2026.

Attachments:

Resolution No. 3787

Cedarbrook Meadows Preliminary Development Plan

RESOLUTION NO. 3787

A RESOLUTION OF THE GOVERNING BODY OF THE CITY OF EMPORIA, KANSAS DETERMINING THAT THE CITY IS CONSIDERING ESTABLISHING A REINVESTMENT HOUSING INCENTIVE DISTRICT WITHIN THE CITY AND ADOPTING A PLAN FOR THE DEVELOPMENT OF HOUSING AND PUBLIC FACILITIES IN SUCH PROPOSED DISTRICT; ESTABLISHING THE DATE AND TIME OF A PUBLIC HEARING ON SUCH MATTER, AND PROVIDING FOR THE GIVING OF NOTICE OF SUCH PUBLIC HEARING. (*Cedarbrook Meadows Subdivision*)

WHEREAS, K.S.A. 12-5241 et seq. (the "Act") authorizes any city incorporated in accordance with the laws of the state of Kansas (the "State") with a population of less than 60,000 located in a county with a population of less than 80,000 to designate Reinvestment Housing Incentive Districts within such city and

WHEREAS, the City of Emporia, Kansas (the "City") has an estimated population of approximately 24,560, is located in Lyon County, Kansas (the "County"), which has an estimated population of approximately 33,690, and therefore constitutes a city as said term is defined in the Act; and

WHEREAS, prior to such designation the governing body of such city shall conduct a housing needs analysis to determine what, if any, housing needs exist within its community; and

WHEREAS, after conducting such analysis, the governing body of such city may adopt a resolution making certain findings regarding the establishment of a reinvestment housing incentive district and providing the legal description of property to be contained therein;

WHEREAS, after publishing such resolution, the governing body of such city shall send a copy thereof to the Secretary of Commerce of the State (the "Secretary") requesting that the Secretary agree with the finding contained in such resolution; and

WHEREAS, if the Secretary agrees with such findings, such city may proceed with the establishment of a reinvestment housing incentive district within such city and adopt a plan for the development of housing and public facilities in the proposed district; and

WHEREAS, the Governing Body of the City has performed a Housing Needs Analysis dated August 2023 (the "Analysis"), a copy of which is on file in the office of the City Manager; and

WHEREAS, the Governing Body of the City has heretofore adopted Resolution No. 3783 which made certain findings relating to the need for financial incentives relating to the construction of quality housing within the City, declared it advisable to establish a Reinvestment Housing Incentive District pursuant to the Act and authorized the submission of such Resolution and Housing Needs Analysis to the Kansas Department of Commerce in accordance with the provisions of the Act; and

WHEREAS, the Secretary of the Kansas Department of Commerce, pursuant to a letter dated, January 12, 2026, authorized the City to proceed with the establishment of a Reinvestment Housing Incentive District pursuant to the Act (the "District"); and

WHEREAS, the City has caused to be prepared a plan for the development or redevelopment of housing and public facilities in the proposed District in accordance with the provisions of the Act (the "Plan"); and

WHEREAS the Plan includes:

1. The legal description and map required by subsection (a) of K.S.A. 12-5245.
2. The existing assessed valuation of the real estate in the proposed District listing the land and improvement values separately.
3. A list of the names and addresses of the owners of record of all real estate parcels within the proposed District;
4. A description of the housing and public facilities project or projects that are proposed to be constructed or improved in the proposed District, and the location thereof.
5. A listing of the names, addresses and specific interests in real estate in the proposed District of the developers responsible for development of the housing and public facilities in the proposed District;
6. The contractual assurances, if any, the Governing Body has received from such developer or developers, guaranteeing the financial feasibility of specific housing tax incentive projects in the proposed District; and

WHEREAS, the Governing Body of the City proposes to continue proceedings necessary to create a Reinvestment Housing Incentive District, in accordance with the provisions of the Act, and adopt the Plan, by the calling of a public hearing on such matters.

THEREFORE, BE IT RESOLVED by the Governing Body of the City of Emporia, Kansas as follows:

Section 1. Proposed Reinvestment Housing Incentive District. The Governing Body hereby declares an intent to establish within the City a Reinvestment Housing Incentive District. The District is proposed to be formed within the boundaries of the real estate legally described in *Exhibit A* attached hereto, and shown on the map depicting the existing parcels of land attached hereto as *Exhibit B*. A list of the names and addresses of the owners of record of all real estate parcels within the proposed District and the existing assessed valuation of said real estate, listing the land and improvement values separately, is attached hereto as *Exhibit C*.

Section 2. Proposed Plan. The Governing Body hereby further declares an intent to adopt the Plan in substantially the form presented to the Governing Body on this date. A copy of the Plan shall be filed in the office of the City Clerk and be available for public inspection during normal business hours. A description of the housing and public facilities projects that are proposed to be constructed or improved in the proposed District, are as described herein:

Housing Facilities- The housing facilities will be composed of approximately 124 single-family homes.

Public Facilities- The City water and sanitary sewer lines will be installed and paid for by the developer. Once accepted by the City, they will become City utility lines and streets, excluding the individual service lines. Paving improvements will be installed and paid for by the developer. Once accepted by the City, they will become City streets.

Section 3. Public Hearing. Notice is hereby given that a public hearing will be held by the Governing Body of the City to consider the establishment of the District and adoption of the Plan on March 18, 2026 in the City Commission Meeting Room of the Civic Auditorium, 515 Mechanic St., Emporia, Kansas; the public hearing is to commence at 11:00 AM. or as soon thereafter as the Governing Body can hear the matter. At the public hearing the Governing Body will receive public comment on such matters, and may, after the conclusion of such public hearing, consider the findings necessary for establishment of the District and adoption of the Plan, all pursuant to the Act.

Section 4. Notice of the Public Hearing. The City Clerk is hereby authorized and directed to provide notice of the public hearing by taking the following actions.

- a. A certified copy of this resolution shall be delivered to:
 - (i) The Board of County Commissioners of Lyon County, Kansas.
 - (ii) The Board of Education of U.S.D. No. 253; and
 - (iii) The Emporia/Lyon County Metropolitan Area Planning Commission
- b. This Resolution, specifically including **Exhibits A through C** attached hereto, shall be published at least once in the official newspaper of the City not less than one week or more than two weeks preceding the date of the public hearing.

Section 5. Further Action. The Mayor, City Clerk, city officials and employees, including the City Attorney, are hereby further authorized and directed to take such other actions as may be appropriate or desirable to accomplish the purposes of this Resolution.

Section 6. Effective Date. This Resolution shall take effect after its adoption by the Governing Body.

ADOPTED by the Governing Body of the City of Emporia, Kansas, on February 4, 2026.

Becky Smith, Mayor

ATTEST

Kerry Sull, City Clerk

DEVELOPMENT PLAN
FOR THE
Cedarbrook Meadows Addition
IN THE REINVESTMENT HOUSING INCENTIVE DISTRICT
OF THE CITY OF EMPORIA, KS
February 2026

INTRODUCTION

On December 17, 2025, the Governing Body of the City of Emporia, Kansas (the City) adopted Resolution 3783 that found and determined that:

1. There is a shortage of quality housing of various ranges in the City despite the best efforts of public and private housing developers.
2. The shortage of quality housing can be expected to persist and that additional financial incentives are necessary to encourage the private sector to construct or renovate housing in the City.
3. The shortage of quality housing is a substantial deterrent to the future economic growth and development of the City.
4. The future economic wellbeing of the City depends on the Governing Body providing additional incentives for the construction or renovation of quality housing in the City.

Based on these findings and determinations, the Governing Body proposed the establishment of a Reinvestment Housing Incentive District within the City pursuant to the Act. (K.S.A. 12-5219 et seq.)

Following the adoption of Resolution 3783, a certified copy was submitted to the Secretary of Commerce for approval of the establishment of the Reinvestment Housing Incentive District in the City, as required by K.S.A. 12-5244(c).

On January 30, 2026, the Secretary of Commerce provided written confirmation, approving the establishment of the Cedarbrook Meadows Reinvestment Housing Incentive District.

DEVELOPMENT PLAN ADOPTION

K.S.A 12-5245 states that once the City receives approval from the Secretary of Commerce for the development of a Reinvestment Housing Incentive District, the Governing Body must adopt a plan for the development of housing and public facilities within the proposed district.

DEVELOPMENT PLAN

As a result of the shortage of quality housing within Emporia, the City proposes this Development Plan to assist in the development of quality housing within the City.

1. The legal description of the Cedarbrook Meadows Reinvestment Housing Incentive District is attached **as Exhibit A** to this document. The map of the District is attached as **Exhibit B** to this document.
2. **The assessed valuation is \$1,320.** All values are for land only, as no building or improvements exist. The ad valorem taxes for 2025 are \$225.60.
3. The name and address of the owner of record for the real estate within the District is Crosswinds at Flint Hills, LLC, 3910 W. 6th Ave., Stillwater, Oklahoma 74074-1745.

4. The housing and public facilities that are proposed to be constructed in the District include the following:
 - a. Housing Facilities: The housing facilities will be composed of 124 single-family homes.
 - b. Public Facilities: The City water and sanitary sewer lines will be installed and paid for by the developer. Once accepted by the City, they will become City utility lines and streets, excluding the individual service lines. Paving improvements will be installed and paid for by the developer. Once accepted by the City, they will become City streets.
5. The names, addresses, and specific interests in the real estate in the District of the developers responsible for development of the housing and public facilities are:

Real Property Owner: Crosswinds at Flint Hills, LLC
 3910 W. 6th Ave.
 Stillwater, OK 74074-1745

Developer: Crosswinds at Flint Hills, LLC
 3910 W. 6th Ave.
 Stillwater, OK 74074-1745

Individuals with Specific Interest: CANHILLS, LLC
 Candy K. Hills, Manager
 3910 W. 6th Ave. #342
 Stillwater, OK 74074

Charleston Place Properties, LLC
 John Matthew Keys, Manager
 3910 W. 6th Ave. #231
 Stillwater, OK 74074

6. The district is to be privately financed. As such, the developer or developers are not required to guarantee the financial feasibility of specific housing tax incentive projects in the proposed District.
7. Typically, the City would conduct a comprehensive analysis of the financial feasibility to determine whether the public benefits derived from the District will exceed the costs and ensure that the income from the District would be sufficient to pay for the public improvements to be undertaken in the District. However, the City will not be financing the public infrastructure for this project; therefor, a comprehensive analysis of the financial feasibility will not be necessary. The Developer will remit all of the eligible costs and receive all of the anticipated reimbursements for this project subject to the terms of the Development Agreement.

EXHIBIT A

Legal Description

A contiguous Tract of Land lying within the Southwest Quarter of Section 6, Township 19 South, Range 11 East of the Sixth Principal Meridian, Lyon County, Kansas, as originally described and prepared on September 26, 2024, by Ernest Cantu, Jr., P.S. #1407, and Professional Engineering Consultants, P.A. (C.L.S. #65), a professional association licensed to practice surveying in the State of Kansas, said Tract of Land described based on a bearing of South 89°00'02" West, measured from the southeast corner of said Southwest Quarter of Section 6 to the southwest corner of said Southwest Quarter of Section 6, using Zone 9 of the Kansas Regional Coordinate System (Emporia Zone), with all bearings contained herein relative thereto, with distances herein measured horizontally on the ground, said Tract of Land more particularly described as follows: COMMENCING at a 1/2-inch rebar with yellow I.D. cap stamped "KVE CLS20", held for the position of the southeast corner of the Southwest Quarter of Section 6, Township 19 South, Range 11 East of the Sixth Principal Meridian, Lyon County, Kansas; thence bearing South 89°00'02" West along the south line of said Southwest Quarter of Section 6 a distance of 1067.84 feet to the POINT OF BEGINNING, said point being coincident with the southwest corner of a tract of land described in General Warranty Deed, in Volume 436, Page 903, recorded on September 9, 1998, with the Office of the Register of Deeds, Lyon County, Kansas; thence continuing without deflection, bearing South 89°00'02" West along said south line of said Southwest Quarter of Section 6 a distance of 300.00 feet to the southeast corner of a tract of land described in Joint Tenancy Warranty Deed, in Book 444 of Deeds, Page 495, recorded on May 12, 2000, with said Office of the Register of Deeds, from which a 5/8-inch rebar with Lyon County I.D. cap in a circular survey monument box, held for the position of the southwest corner of said Southwest Quarter of Section 6, bears same South 89°00'02" West along said south line of the Southwest Quarter of Section 6 at distance of 1150.75 feet; thence bearing North 0°59'58" West, perpendicular from said south line of the Southwest Quarter of Section 6, along the east line of said tract of land described in Book 444, Page 495, and along the east line of a tract of land described in Warranty Deed, in Book 448 of Deeds, Page 607, recorded on June 15, 2001, with said Office of the Register of Deeds, a distance of 473.00 feet to the northeast corner of said tract of land described in Book 448, Page 607; thence bearing South 89°00'02" West, parallel with the south line of said Southwest Quarter of Section 6 and along the north line of said tract of land described in Book 448, Page 607, a distance of 400.14 feet to the northwest corner of said tract of land described in Book 448, Page 607, also being coincident with the northeast corner of a tract of land described in Individual Trustee's Deed, in Document Number 2015-04746, recorded on December 30, 2015, said point also being perpendicularly North from said south line of the Southwest Quarter of Section 6, north of a point 750.61 feet east of the southwest corner of said Southwest Quarter of Section 6 as described in said Book 448, Page 607, and as described in said Document Number 2015-04746; thence continuing without deflection, bearing South 89°00'02" West, along the north line of said tract of land described in said Document Number 2015-04746, a distance of 741.52 feet to the west line of said Southwest Quarter of Section 6, being coincident with the northwest corner of said tract of land described in said Document Number 2015-04746, from which the southwest corner of said Southwest Quarter of Section 6 bears South 0°06'04" West along said west line at a distance of 473.09 feet; thence bearing North 0°06'04" East along said west line of the Southwest Quarter of Section 6 a distance of 1139.80 feet, from which a 5/8-inch rebar with illegible cap (possibly reset by Steven S. Brosemer, PS#752, on October 15, 2001), held for the

position of the northwest corner of said Southwest Quarter of Section 6, bears North 0°06'04" East along said west line at a distance of 1027.56 feet; thence bearing North 89°45'42" East a distance of 910.45 feet; thence bearing South 89°47'19" East a distance of 50.91 feet; thence bearing North 56°32'40" East a distance of 76.62 feet; thence bearing North 89°46'33" East a distance of 450.00 feet to the west line of said tract of land described in General Warranty Deed, in Volume 436, Page 903; thence bearing South 0°57'59" West along said west line of said tract of land described in Volume 436, Page 903, a distance of 1635.42 feet to the POINT OF BEGINNING; said Tract of Land being subject to City of Emporia road right of way for West 18th Avenue on the South 45 feet thereof, as described in Right of Way Tract No. 1, in Volume 531, Page 271, recorded on March 30, 2000, with said Office of the Register of Deeds; said Tract of Land being subject to Lyon County road right of way for Road G on the West 55 feet thereof, as described in Easement Tract No. 5-A, in Volume 296, Page 509, recorded on October 14, 1966, with said Office of the Register of Deeds; said Tract of Land being subject to City of Emporia road right of way for Road G on the West 100 feet, measured along the South 260.42 feet of the most westerly line of said Tract of Land, as described in Right of Way, in Volume 541, Page 603, recorded on August 10, 2001, with said Office of the Register of Deeds; said Tract of Land thereof containing 41.839 gross acres, more or less, and containing 40.000 net acres, more or less, exclusive of said road rights of way; End of Description.

EXHIBIT B Property Map



PROPOSED DISTRICT MAP

Cedarbrook Meadows RHID - Emporia, KS

U:\Emporia-Civil\2024\04\05\88\002\IPM3_Deliverables\2_Working_Deliverables\RHID 12.08.2025



Commission Action Report

Appoint Member to the NRAB

Title: Appoint Member to the Natural Resources Advisory Board

Agenda Date: February 4, 2026

Presented By: Mayor Becky Smith & Commissioner Erren Harter

Background:

The Natural Resources Advisory Board requests that the City Commission fill board openings with qualified candidates.

Discussion:

Applications were received, and interviews were conducted by Commissioners Mayor Becky Smith and Commissioner Erren Harter.

Interviewing Commissioners recommend the appointment of Gina Wichaël to fill an unexpired term ending December 31, 2027.

Recommended action:

Approve the appointment of Gina Wichaël to the Natural Resources Advisory Board.

City of Emporia Board Application

12/16/2025 5:54 PM (CST)



City of Emporia Board Application

Select board, commission, or committee to apply.	<ul style="list-style-type: none">Natural Resources Advisory Board
Future Board and Commission Openings	<ul style="list-style-type: none">By checking this box, you authorize consideration of your application for other appropriate board or commission appointments, as openings become available.
Name	Gina Wichael
Address	[REDACTED]
Email	[REDACTED]
Phone number	[REDACTED]
Business Address	1525 Industrial Road
Occupation	Plant Finance Manager, Pillar of Sustainability
Length of residency in Emporia	7 years
Are you a registered voter?	Yes
High School	Minneapolis KS
College	Fort Hays State University
Hobbies	Reading, knitting. Sustainability pillar for Hostess
Are you currently serving on other boards, commissions, or committees?	No
Have you served on a board, commission, or committee before?	No
Please, enter basic resume information.	Plant Finance Manager for Hostess
Please, tell us why you would like to be a member of this board, commission, or committee.	I am the Sustainability pillar for Hostess/JM Smucker and would like to get involved in the community sustainability effort.



Commission Action Report

Emporia Planning Commission/Board of Zoning Appeals Appointments

Title: Appoint Members to the Emporia Planning Commission/Board of Zoning Appeals

Agenda Date: February 4, 2026

Presented By: Commissioners Monica Duncan & Kurt Steinkuhler

Background:

The Emporia Planning Commission / Board of Zoning Appeals currently has three openings for members for the Commission/Board. Generally, members are appointed to serve a 3-year term unless they are appointed to fill an unexpired term.

Discussion:

Commissioners Duncan and Steinkuhler, along with the Interim Director of Building & Neighborhood Development met with five applicants, and are making the following recommendations for appointments;

Aaron Larson – 3-year term to expire December 31, 2028

Kevin Johnson – 3-year term to expire December 31, 2028

Denise Gilligan – unfulfilled term that expires December 31, 2027

- Ms. Gilligan would be eligible to serve two consecutive 3-year terms if reappointed after fulfilling this term.

Financial considerations:

N/A

Recommended action:

Approve the Appointment of Aaron Larson, Kevin Johnson, and Denise Gilligan to the Emporia Planning Commission/Board of Zoning Appeals

Attachments:

Nominee Applications

Board Application Form

Select Board,
Commission, or
Committee to apply.

Emporia Planning Commission / Board of Zoning Appeals

Personal Information

First Name Aaron

Last Name Larson

Address1 ██████████

Address2 *Field not completed.*

City Emporia

State KS

Zip 66801

Home Phone Number ██████████

Business Address 712 Commercial St, Emporia, KS 66801

Business Phone
Number ██████████

Occupation Financial Advisor

Email Address ████████████████████

Residency Information

Length of Residency in
Emporia 11 years

Are you a registered
voter Yes

Education and Hobbies

High School Northern Heights High School

College ESU

Trade or Business School	<i>Field not completed.</i>
Hobbies	Does getting a drink at Mulready's count as a hobby?
Organization Membership Information	
Are you currently serving on other Boards, Commissions, or Committees?	No
If yes, which	<i>Field not completed.</i>
Have you served on a Board, Commission, or Committee before?	Yes
If yes, which	Human Relations Committee, Eco Devo Task Force
Please, list organization memberships and positions held.	Kansas Spanish Speakers, Southwick House -- Board Member to both
Please, list areas of special interest.	housing development, economic development
Please, enter basic resume information below.	<p>Graduate of ESU with a Master of Business Administration</p> <p>Current Financial Advisor (unlicensed) at Ameriprise Financial</p> <p>Current owner of Aspire -- a non-profit and small business consulting firm</p> <p>Former CFO of Midwest Evaluation and Research from 2022-2025, previously Director of Operations 2019-2021.</p> <p>Former HUD contractor where I worked with municipalities across the country to address their infrastructure issues.</p> <p>Former Chair of the Human Relations Committee</p> <p>Former Board Member of Social Innovation Laboratory</p> <p>Former member of the Economic Development Task Force for Emporia</p> <p>Graduate of Emporia Leadership Academy</p> <p>Graduate of Civic Leadership Institute</p> <p>NextGen Under30 2025 Awardee</p> <p>AFP Diverse Professionals Awardee</p> <p>Current Board Member of Kansas Spanish Speakers</p>

Current Board Member of Southwick House

...and I won a video game tournament in college if that holds any weight.

Please, enter why you would like to be a member of this board or commission.

I'm passionate about smart development and general city planning to improve the effectiveness of economic development approaches and the efficiency of our tax dollars.

City of Emporia Board Application

01/26/2026 10:33 AM (CST)



City of Emporia Board Application

Select board, commission, or committee to apply.

- Emporia Planning Commission/Board of Zoning Appeals

Name Kevin Johnson

Address [REDACTED]
Emporia, Kansas 66801

Email [REDACTED]

Phone number [REDACTED]

Business Address None.

Business phone number None.

Occupation Retired Attorney

Length of residency in Emporia 13 years

Are you a registered voter? Yes

High School Wichita Southeast

College Wichita State University, bachelor of arts

Trade or Business School Washburn University Law School, juris doctor

Hobbies designing and building scale models
reading
writing
bicycling
travel

Are you currently serving on other boards, commissions, or committees? Yes

If yes, name of board, commission, or committee. Lyon County History Society Board of Trustees

Have you served on a board, commission, or committee before? Yes

If yes, which board, commission, or committee? Kansas Business Hall of Fame

committee?

Please, list organization memberships and positions held.

Lyon County History Society Board of Trustees, President
Kansas Business Hall of Fame, Executive Director
Emporia State University Faculty Senate, President

Please, list areas of special interest.

History
Law

Please, enter basic resume information.

Juris Doctor from Washburn University Law School in 1981
Private practice of law in Wichita until 2012 (small business representation, bankruptcy, probate, civil litigation and appeals)
General Counsel for Emporia State University 2012-2023 (retired)
Faculty at Emporia State University in the School of Business (1999-2013, achieved tenure and promotion to Professor)
Authored several peer reviewed articles and books on business law and other legal issues, also gave presentations on legal and business issues.

Please, tell us why you would like to be a member of this board, commission, or committee.

I care very deeply about Emporia and its future. To be involved in the planning of the future physical development of Emporia and area is exactly what I would like to do. I also like the idea of being involved in zoning appeals. I've long had an interest in zoning issues and city planning and this seems to me to be a great opportunity to become involved in issues in which I have a great professional interest. I do believe that my experience as a lawyer, including General Counsel at ESU, would be very useful and relevant for being a member of this Board.

City of Emporia Board Application

12/17/2025 8:26 AM (CST)



City of Emporia Board Application

Select board, commission, or committee to apply.

- Emporia Planning Commission/Board of Zoning Appeals

Future Board and Commission Openings

- By checking this box, you authorize consideration of your application for other appropriate board or commission appointments, as openings become available.

Name Denise L. Gilligan

Address [REDACTED]
Emporia, Ks 66801

Email [REDACTED]

Phone number [REDACTED]

Business Address [REDACTED]
Emporia, Ks 66801

Business phone number [REDACTED]

Occupation Dir. of Institutional Effectiveness; Higher Education

Length of residency in Emporia 20 years+

Are you a registered voter? Yes

High School Emporia High School

College University of Saint Mary, Leavenworth, Kansas; Emporia State University
Emporia, Ks

Hobbies Reading
Music
Theatre

Are you currently serving on other boards, commissions, or committees? No

Have you served on a board, commission, or committee before? Yes

If yes, which board, commission, or committee? Board for the Emporia Commission on Housing Opportunity (ECHO) 2006
Emporia St. Patrick's Day Committee 2017-2020
Association for Assessment of Learning in Higher Education (AALHE) Conference Committee, 2022-present; Member Engagement, 2023-to present

Please, enter basic resume Flint Hills Technical College, Emporia, Ks 2014-Present

information.

Director of Institutional Effectiveness 2022 to Present
Director of Information Resources and Assessment 2016-2022
Adjunct Instructor Written & Oral Communication 2014-2016

Hired as an adjunct instructor with the college before transitioning into a full-time position. Brought in after an accreditation visit, indicating a need for dedicated work on assessment practices. Developed and implemented a long-term plan for rebuilding assessment at the institution that meets the expectations of stakeholders and accreditors. Provide leadership on institution-wide initiatives with various levels of planning.

- Met expectations for Assessment Growth at next accreditation visit
- Presented at the Higher Learning Commission National Conference on assessment work 2021
- Develop and present training materials on assessment practices and institutional processes

Mission Valley High School, Eskridge, Ks 2008-2013
Written and Oral Communication Teacher
Forensics Coach

Hired as a secondary teacher for written and oral communication. Developed with a co-worker a tiered rewards program for state assessment achievement as well as intervention plans for underperforming students. Led the forensics team to qualify and compete at state and nationals all five years.

- Developing and delivering effective lesson plans to foster learning
- Assessment data analysis for integration of strategic improvements
- Effective coaching practices for various types of oration and theatrical performance

Professional Development & Public Presentations

- Conference Attendee; Presenter 2025-2020 Association for the Assessment of Learning in Higher Education (AALHE)
- Leadership Emporia Graduate 2022 Emporia Chamber of Commerce
- Conference Attendee 2022 JAMS- Jenzabar Higher Education Software Solutions
- Conference Attendee and Presenter* 2025, 2024, 2021*, 2019 Higher Learning Commission National Conference (HLC)
- Nanodegree, Business Analytics 2021 Udacity in Cooperation with the Center for Rural Innovation (CORI)
- Presenter on Assessment and Resource Utilization 2019, 2018 Kansas Business Education Association (KBEA) Annual Conference
- Certificate, Collaboration Skills 2019 Universal Class, Self-Directed Learning Platform
- Certificate, Strategic Planning 2018 Universal Class, Self-Directed Learning Platform
- In-Service Presenter on Assessment, Common Core 2011, 2012 USD 330 Mission Valley Schools Professional Development
- Conference Attendee and Presenter, 2012, 2011, 2010, Kansas Association of Teachers of English (KATE) Annual Conference

Please, tell us why you would like to be a member of this board, commission, or committee.

Tammy Vopat requested I consider serving.



Commission Action Report

Awarding Lift Station No. 1 Improvements, Project No. LS1902

Title: Awarding Lift Station No. 1 Improvements, Project No. LS1902

Agenda Date: February 4, 2026

Presented By: James Ubert, City Engineer

Background:

Lift Station No.1 sees approximately 15% of the City's sewer basin drain to it on the north side of town. It was constructed in 1978. In or about 2018 the Flygt pump went down of the two pumps and Frank Abart, Public Works Director at the time, had a replacement pump expedited and flown in from the manufacturer in Europe. After that, the Fairbanks Morse pump went down and is out of service, leaving Lift Station No. 1 with no backup pump. An evaluation of Lift Stations No. 1, 2 and 15 was performed by BG Consultants in 2019. The City and BG began work on design and funding options for the three (3) Lift Station projects. The project bid about six (6) months ago, receiving only one (1) bid that was about \$3.3 million that was rejected and the project scope was altered and the project rebid in January 2026.

Discussion:

At 2:00 pm on Tuesday, January 13, 2026, BG Consultants along with public works staff publicly opened bids on the Lift Station No 1 Improvements, Project No. LS1902. A total of six (6) bids for this project were received, with one (1) of those being an unresponsive bid. The five (5) responsive bids received and the Engineer's Estimate (EOPC) are as follows:

Engineer's Estimate (EOPC) & Base Bids Received

EOPC	CAS Constructors, LLC	Walters-Morgan Const., Inc.	Cardinal Sitework, LLC	APAC-Kansas, Inc., Shears Div.	Dondlinger Const.	Black & McDonald
\$2,935,560.00	\$2,861,967.90	\$3,232,730.00	\$3,299,615.00	\$3,541,397.00	\$3,549,676.77	(Not Responsive)

Financial considerations:

This project will be funded by a Bond Issuance.

Recommended action:

CAS Constructors, LLC, has successfully completed projects in the state and region and were part of the Design Build team for the City's 2019 Wastewater Treatment Plant Improvements. Staff recommendation is to award the Base Bid to CAS Constructors, LLC in the amount of \$2,861,967.90.

Attachments:

Bid tabulation is attached.



Bid Tabulations

Owner: Emporia, KS
 Project: Lift Station 1 Improvements
 Project #: 22-1164
 Date: 1/13/2026

*Unit Price Discrepancy

BASE BID

NO	DESCRIPTION	QUANTITY	UNITS	EOPC		CAS Constructors, LLC		Walters-Morgan Construction, Inc.	
				Unit Price	Total Price	Unit Price	Total Price	Unit Price	Total Price
1	Mobilization	1	LS	\$ 150,000.00	\$ 150,000.00	\$ 120,479.00	\$ 120,479.00	\$ 130,000.00	\$ 130,000.00
2	Temporary Pumping	1	LS	\$ 225,000.00	\$ 225,000.00	\$ 310,666.00	\$ 310,666.00	\$ 336,000.00	\$ 336,000.00
3	Seeding	1	LS	\$ 15,000.00	\$ 15,000.00	\$ 6,193.00	\$ 6,193.00	\$ 19,400.00	\$ 19,400.00
4	Demolition Interior (Existing Pumps, Piping, Controls, Etc.)	1	LS	\$ 75,000.00	\$ 75,000.00	\$ 36,639.00	\$ 36,639.00	\$ 70,000.00	\$ 70,000.00
5	Demolition Exterior (Concrete, Screen Channel, Fence, Tree, Etc.)	1	LS	\$ 40,000.00	\$ 40,000.00	\$ 62,985.00	\$ 62,985.00	\$ 74,000.00	\$ 74,000.00
6	Concrete Coring and Cutting	1	LS	\$ 30,000.00	\$ 30,000.00	\$ 35,439.00	\$ 35,439.00	\$ 70,000.00	\$ 70,000.00
7	Cast in Place Concrete (Wet Well Channel and Wet Well Lid)	1	LS	\$ 125,000.00	\$ 125,000.00	\$ 48,418.00	\$ 48,418.00	\$ 82,000.00	\$ 82,000.00
8	On Grade Concrete Surfacing (Pavement)	386	SY	\$ 250.00	\$ 96,500.00	\$ 227.80	\$ 87,930.80	\$ 200.00	\$ 77,200.00
9	Flowable Fill	390	CY	\$ 135.00	\$ 52,650.00	\$ 235.36	\$ 91,790.40	\$ 105.00	\$ 40,950.00
10	Pump Equipment, Accessories and Installation	1	LS	\$ 275,000.00	\$ 275,000.00	\$ 337,754.00	\$ 337,754.00	\$ 456,000.00	\$ 456,000.00
11	Odor Control Equipment and Installation	1	LS	\$ 220,000.00	\$ 220,000.00	\$ 198,149.00	\$ 198,149.00	\$ 228,000.00	\$ 228,000.00
12	Mechanical Screen Equipment and Installation	1	LS	\$ 390,000.00	\$ 390,000.00	\$ 331,221.00	\$ 331,221.00	\$ 335,000.00	\$ 335,000.00
13	Wet Well Cementitious Lining	780	SF	\$ 80.00	\$ 62,400.00	\$ 96.86	\$ 75,550.80	\$ 85.00	\$ 66,300.00
14	Wet Well Corrosion Protection Lining	940	SF	\$ 160.00	\$ 150,400.00	\$ 66.63	\$ 62,632.20	\$ 45.00	\$ 42,300.00
15	New TPO Roof Complete	1	LS	\$ 40,000.00	\$ 40,000.00	\$ 29,428.00	\$ 29,428.00	\$ 45,000.00	\$ 45,000.00
16	Painting (Pipes, Walls, Fittings, Etc.)	1	LS	\$ 40,000.00	\$ 40,000.00	\$ 56,247.00	\$ 56,247.00	\$ 71,000.00	\$ 71,000.00
17	120" HDPE Lined Precast Peak Flow Storage Structures	4	EA	\$ 95,000.00	\$ 380,000.00	\$ 88,792.25	\$ 355,169.00	\$ 83,000.00	\$ 332,000.00
18	Peak Flow Base Pad and Ballast	1	LS	\$ 40,000.00	\$ 40,000.00	\$ 81,516.00	\$ 81,516.00	\$ 102,000.00	\$ 102,000.00
19	60" HDPE Lined Precast Manhole	1	EA	\$ 20,000.00	\$ 20,000.00	\$ 23,004.00	\$ 23,004.00	\$ 52,000.00	\$ 52,000.00
20	12" PVC Forcemain	100	FT	\$ 110.00	\$ 11,000.00	\$ 261.57	\$ 26,157.00	\$ 500.00	\$ 50,000.00
21	24" PVC Gravity Sewer Main	30	FT	\$ 150.00	\$ 4,500.00	\$ 304.93	\$ 9,147.90	\$ 700.00	\$ 21,000.00
22	Bypass Assembly (16" Insertion Valve and 16" Tee w/Blind Flange)	1	LS	\$ 75,000.00	\$ 75,000.00	\$ 27,679.00	\$ 27,679.00	\$ 59,000.00	\$ 59,000.00
23	Connection to Existing (12" Forcemain, 16" Forcemain)	2	EA	\$ 15,000.00	\$ 30,000.00	\$ 7,897.00	\$ 15,794.00	\$ 27,000.00	\$ 54,000.00
24	Chainlink Security Fence (7 ft height)	405	LF	\$ 70.00	\$ 28,350.00	\$ 41.82	\$ 16,937.10	\$ 56.00	\$ 22,680.00
25	Chainlink Security Cantilever Gate (7 ft height)(16 ft width)	1	LS	\$ 25,000.00	\$ 25,000.00	\$ 12,614.00	\$ 12,614.00	\$ 18,000.00	\$ 18,000.00
26	Electrical and Control Improvements	1	LS	\$ 270,000.00	\$ 270,000.00	\$ 363,394.00	\$ 363,394.00	\$ 290,000.00	\$ 290,000.00
27	HVAC Improvements	1	LS	\$ 60,000.00	\$ 60,000.00	\$ 32,334.00	\$ 32,334.00	\$ 60,000.00	\$ 60,000.00
28	Remove and Replace 2" HDPE waterline	170	LF	\$ 28.00	\$ 4,760.00	\$ 39.41	\$ 6,699.70	\$ 170.00	\$ 28,900.00
BASE BID TOTAL				\$	2,935,560.00	\$	2,861,967.90	\$	3,232,730.00

BASE BID		NO	DESCRIPTION	QUANTITY	UNITS	Cardinal Sitework, LLC		APAC Kansas, Inc. Shears Division		Dondlinger		Black & McDonald
						Unit Price	Total Price	Unit Price	Total Price	Unit Price	Total Price	
		1	Mobilization	1	LS	\$ 271,170.00	\$ 271,170.00	\$ 107,000.00	\$ 107,000.00	\$ 617,010.00	\$ 617,010.00	
		2	Temporary Pumping	1	LS	\$ 221,024.00	\$ 221,024.00	\$ 573,500.00	\$ 573,500.00	\$ 164,500.00	\$ 164,500.00	
		3	Seeding	1	LS	\$ 2,358.00	\$ 2,358.00	\$ 4,600.00	\$ 4,600.00	\$ 27,500.00	\$ 27,500.00	
		4	Demolition Interior (Existing Pumps, Piping, Controls, Etc.)	1	LS	\$ 62,880.00	\$ 62,880.00	\$ 64,000.00	\$ 64,000.00	\$ 12,750.00	\$ 12,750.00	
		5	Demolition Exterior (Concrete, Screen Channel, Fence, Tree, Etc.)	1	LS	\$ 58,295.00	\$ 58,295.00	\$ 56,000.00	\$ 56,000.00	\$ 36,200.00	\$ 36,200.00	
		6	Concrete Coring and Cutting	1	LS	\$ 10,480.00	\$ 10,480.00	\$ 21,000.00	\$ 21,000.00	\$ 20,700.00	\$ 20,700.00	
		7	Cast in Place Concrete (Wet Well Channel and Wet Well Lid)	1	LS	\$ 43,066.00	\$ 43,066.00	\$ 51,000.00	\$ 51,000.00	\$ 85,000.00	\$ 85,000.00	
		8	On Grade Concrete Surfacing (Pavement)	386	SY	\$ 218.00	\$ 84,148.00	\$ 222.00	\$ 85,692.00	\$ 244.92	\$ 94,539.12	
		9	Flowable Fill	390	CY	\$ 176.00	\$ 68,640.00	\$ 95.00	\$ 37,050.00	\$ 162.11	\$ 63,222.90	
		10	Pump Equipment, Accessories and Installation	1	LS	\$ 325,252.00	\$ 325,252.00	\$ 662,000.00	\$ 662,000.00	\$ 328,500.00	\$ 328,500.00	
		11	Odor Control Equipment and Installation	1	LS	\$ 248,235.00	\$ 248,235.00	\$ 221,000.00	\$ 221,000.00	\$ 332,200.00	\$ 332,200.00	
		12	Mechanical Screen Equipment and Installation	1	LS	\$ 412,650.00	\$ 412,650.00	\$ 359,000.00	\$ 359,000.00	\$ 428,700.00	\$ 428,700.00	
		13	Wet Well Cementious Lining	780	SF	\$ 45.00	\$ 35,100.00	\$ 43.00	\$ 33,540.00	\$ 77.63	\$ 60,551.40	
		14	Wet Well Corrosion Protection Lining	940	SF	\$ 43.00	\$ 40,420.00	\$ 41.00	\$ 38,540.00	\$ 68.24	\$ 64,145.60	
		15	New TPO Roof Complete	1	LS	\$ 27,510.00	\$ 27,510.00	\$ 41,000.00	\$ 41,000.00	\$ 33,000.00	\$ 33,000.00	
		16	Painting (Pipes, Walls, Fittings, Etc.)	1	LS	\$ 58,950.00	\$ 58,950.00	\$ 38,000.00	\$ 38,000.00	\$ 58,800.00	\$ 58,800.00	
		17	120" HDPE Lined Precast Peak Flow Storage Structures	4	EA	\$ 119,880.00	\$ 479,520.00	\$ 143,000.00	\$ 572,000.00	\$ 113,159.25	\$ 452,637.00	
		18	Peak Flow Base Pad and Ballast	1	LS	\$ 57,706.00	\$ 57,706.00	\$ 10,000.00	\$ 10,000.00	\$ 10,850.00	\$ 10,850.00	
		19	60" HDPE Lined Precast Manhole	1	EA	\$ 25,676.00	\$ 25,676.00	\$ 22,000.00	\$ 22,000.00	\$ 19,600.00	\$ 19,600.00	
		20	12" PVC Forcemain	100	FT	\$ 319.00	\$ 31,900.00	\$ 258.00	\$ 25,800.00	\$ 733.68	\$ 73,368.00	
		21	24" PVC Gravity Sewer Main	30	FT	\$ 1,848.00	\$ 55,440.00	\$ 212.00	\$ 6,360.00	\$ 659.33	\$ 19,779.90	
		22	Bypass Assembly (16" Insertion Valve and 16" Tee w/Blind Flange)	1	LS	\$ 86,722.00	\$ 86,722.00	\$ 140,000.00	\$ 140,000.00	\$ 86,400.00	\$ 86,400.00	
		23	Connection to Existing (12" Forcemain, 16" Forcemain)	2	EA	\$ 40,879.00	\$ 81,758.00	\$ 1,200.00	\$ 2,400.00	\$ 1,126.50	\$ 2,253.00	
		24	Chainlink Security Fence (7 ft height)	405	LF	\$ 32.00	\$ 12,960.00	\$ 35.00	\$ 14,175.00	\$ 40.73	\$ 16,495.65	
		25	Chainlink Security Cantilever Gate (7 ft height)(16 ft width)	1	LS	\$ 16,375.00	\$ 16,375.00	\$ 17,000.00	\$ 17,000.00	\$ 18,100.00	\$ 18,100.00	
		26	Electrical and Control Improvements	1	LS	\$ 432,300.00	\$ 432,300.00	\$ 314,000.00	\$ 314,000.00	\$ 325,700.00	\$ 325,700.00	
		27	HVAC Improvements	1	LS	\$ 45,850.00	\$ 45,850.00	\$ 21,000.00	\$ 21,000.00	\$ 63,300.00	\$ 63,300.00	
		28	Remove and Replace 2" HDPE waterline	170	LF	\$ 19.00	\$ 3,230.00	\$ 22.00	\$ 3,740.00	\$ 199.26	\$ 33,874.20	
			BASE BID TOTAL			\$ 3,299,615.00	\$ 3,299,615.00	\$ 3,541,397.00	\$ 3,541,397.00	\$ 3,549,676.77	\$ 3,549,676.77	

 Non-Responsive Bidder
 Sectional Bid Submitted



January 28, 2026

City of Emporia, KS
518 Mechanic St
Emporia, KS 66801

RE: Lift Station 1 Improvements
22-1164

Dear Mayor and City Commission:

On January 13, 2026 at 2:00 p.m., five bids and an Engineer’s Opinion of Probable Cost (EOPC) were received and read publicly for the above project. One additional bid was submitted for the electrical improvements, but was deemed non-responsive as Sectional Bids were not allowed for this project. The bid summary is shown below and bid tabulations are attached.

22-1164 Bid Totals

Bidder	Total Bid
<i>Engineer's Opinion of Probable Cost</i>	\$2,935,560.00
CAS Constructors, LLC	\$2,861,967.90
Walter Morgan Construction, Inc	\$3,232,730.00
Cardinal Sitework LLC	\$3,299,615.00
APAC-Kansas, Inc., Shears Division	\$3,541,397.00
Dondlinger & Sons Construction Co., Inc	\$3,549,676.77
Black & McDonald	Non-Responsive: Sectional Bid Submitted

The Total Bid is based on the sum of the individual bid prices, which are the product of the Estimated Quantities and individual Unit Prices. Unit Prices govern any discrepancy between individual bid prices and total bid price. After review of the submitted bids, two bids contained mathematical errors between the Bid Form and the calculated Unit Prices. These are highlighted on the attached Bid Tabulations. The noted bid discrepancies do not affect the result of the bid or determination of low bidder.

CAS Constructors, LLC is the lowest responsive bidder. They have demonstrated a successful track record on several projects of similar size and scope. **Therefore, BG Consultants, Inc. recommends award of the contract to CAS Constructors, LLC.** As always, our staff will be available for questions pertaining to this project or recommendation.

Sincerely,

Wesley G. Weishaar, P.E.
Project Engineer

Attachments: Bid Tabulations



Bid Tabulations

Owner: Emporia, KS
 Project: Lift Station 1 Improvements
 Project #: 22-1164
 Date: 1/13/2026

*Unit Price Discrepancy

BASE BID

NO	DESCRIPTION	QUANTITY	UNITS	EOPC		CAS Constructors, LLC		Walters-Morgan Construction, Inc.	
				Unit Price	Total Price	Unit Price	Total Price	Unit Price	Total Price
1	Mobilization	1	LS	\$ 150,000.00	\$ 150,000.00	\$ 120,479.00	\$ 120,479.00	\$ 130,000.00	\$ 130,000.00
2	Temporary Pumping	1	LS	\$ 225,000.00	\$ 225,000.00	\$ 310,666.00	\$ 310,666.00	\$ 336,000.00	\$ 336,000.00
3	Seeding	1	LS	\$ 15,000.00	\$ 15,000.00	\$ 6,193.00	\$ 6,193.00	\$ 19,400.00	\$ 19,400.00
4	Demolition Interior (Existing Pumps, Piping, Controls, Etc.)	1	LS	\$ 75,000.00	\$ 75,000.00	\$ 36,639.00	\$ 36,639.00	\$ 70,000.00	\$ 70,000.00
5	Demolition Exterior (Concrete, Screen Channel, Fence, Tree, Etc.)	1	LS	\$ 40,000.00	\$ 40,000.00	\$ 62,985.00	\$ 62,985.00	\$ 74,000.00	\$ 74,000.00
6	Concrete Coring and Cutting	1	LS	\$ 30,000.00	\$ 30,000.00	\$ 35,439.00	\$ 35,439.00	\$ 70,000.00	\$ 70,000.00
7	Cast in Place Concrete (Wet Well Channel and Wet Well Lid)	1	LS	\$ 125,000.00	\$ 125,000.00	\$ 48,418.00	\$ 48,418.00	\$ 82,000.00	\$ 82,000.00
8	On Grade Concrete Surfacing (Pavement)	386	SY	\$ 250.00	\$ 96,500.00	\$ 227.80	\$ 87,930.80	\$ 200.00	\$ 77,200.00
9	Flowable Fill	390	CY	\$ 135.00	\$ 52,650.00	\$ 235.36	\$ 91,790.40	\$ 105.00	\$ 40,950.00
10	Pump Equipment, Accessories and Installation	1	LS	\$ 275,000.00	\$ 275,000.00	\$ 337,754.00	\$ 337,754.00	\$ 456,000.00	\$ 456,000.00
11	Odor Control Equipment and Installation	1	LS	\$ 220,000.00	\$ 220,000.00	\$ 198,149.00	\$ 198,149.00	\$ 228,000.00	\$ 228,000.00
12	Mechanical Screen Equipment and Installation	1	LS	\$ 390,000.00	\$ 390,000.00	\$ 331,221.00	\$ 331,221.00	\$ 335,000.00	\$ 335,000.00
13	Wet Well Cementitious Lining	780	SF	\$ 80.00	\$ 62,400.00	\$ 96.86	\$ 75,550.80	\$ 85.00	\$ 66,300.00
14	Wet Well Corrosion Protection Lining	940	SF	\$ 160.00	\$ 150,400.00	\$ 66.63	\$ 62,632.20	\$ 45.00	\$ 42,300.00
15	New TPO Roof Complete	1	LS	\$ 40,000.00	\$ 40,000.00	\$ 29,428.00	\$ 29,428.00	\$ 45,000.00	\$ 45,000.00
16	Painting (Pipes, Walls, Fittings, Etc.)	1	LS	\$ 40,000.00	\$ 40,000.00	\$ 56,247.00	\$ 56,247.00	\$ 71,000.00	\$ 71,000.00
17	120" HDPE Lined Precast Peak Flow Storage Structures	4	EA	\$ 95,000.00	\$ 380,000.00	\$ 88,792.25	\$ 355,169.00	\$ 83,000.00	\$ 332,000.00
18	Peak Flow Base Pad and Ballast	1	LS	\$ 40,000.00	\$ 40,000.00	\$ 81,516.00	\$ 81,516.00	\$ 102,000.00	\$ 102,000.00
19	60" HDPE Lined Precast Manhole	1	EA	\$ 20,000.00	\$ 20,000.00	\$ 23,004.00	\$ 23,004.00	\$ 52,000.00	\$ 52,000.00
20	12" PVC Forcemain	100	FT	\$ 110.00	\$ 11,000.00	\$ 261.57	\$ 26,157.00	\$ 500.00	\$ 50,000.00
21	24" PVC Gravity Sewer Main	30	FT	\$ 150.00	\$ 4,500.00	\$ 304.93	\$ 9,147.90	\$ 700.00	\$ 21,000.00
22	Bypass Assembly (16" Insertion Valve and 16" Tee w/Blind Flange)	1	LS	\$ 75,000.00	\$ 75,000.00	\$ 27,679.00	\$ 27,679.00	\$ 59,000.00	\$ 59,000.00
23	Connection to Existing (12" Forcemain, 16" Forcemain)	2	EA	\$ 15,000.00	\$ 30,000.00	\$ 7,897.00	\$ 15,794.00	\$ 27,000.00	\$ 54,000.00
24	Chainlink Security Fence (7 ft height)	405	LF	\$ 70.00	\$ 28,350.00	\$ 41.82	\$ 16,937.10	\$ 56.00	\$ 22,680.00
25	Chainlink Security Cantilever Gate (7 ft height)(16 ft width)	1	LS	\$ 25,000.00	\$ 25,000.00	\$ 12,614.00	\$ 12,614.00	\$ 18,000.00	\$ 18,000.00
26	Electrical and Control Improvements	1	LS	\$ 270,000.00	\$ 270,000.00	\$ 363,394.00	\$ 363,394.00	\$ 290,000.00	\$ 290,000.00
27	HVAC Improvements	1	LS	\$ 60,000.00	\$ 60,000.00	\$ 32,334.00	\$ 32,334.00	\$ 60,000.00	\$ 60,000.00
28	Remove and Replace 2" HDPE waterline	170	LF	\$ 28.00	\$ 4,760.00	\$ 39.41	\$ 6,699.70	\$ 170.00	\$ 28,900.00
BASE BID TOTAL				\$	2,935,560.00	\$	2,861,967.90	\$	3,232,730.00

BASE BID		DESCRIPTION	QUANTITY	UNITS	Cardinal Sitework, LLC		APAC Kansas, Inc. Shears Division		Dondlinger		Black & McDonald
					Unit Price	Total Price	Unit Price	Total Price	Unit Price	Total Price	
1		Mobilization	1	LS	\$ 271,170.00	\$ 271,170.00	\$ 107,000.00	\$ 107,000.00	\$ 617,010.00	\$ 617,010.00	Non-Responsive Bidder Sectional Bid Submitted
2		Temporary Pumping	1	LS	\$ 221,024.00	\$ 221,024.00	\$ 573,500.00	\$ 573,500.00	\$ 164,500.00	\$ 164,500.00	
3		Seeding	1	LS	\$ 2,358.00	\$ 2,358.00	\$ 4,600.00	\$ 4,600.00	\$ 27,500.00	\$ 27,500.00	
4		Demolition Interior (Existing Pumps, Piping, Controls, Etc.)	1	LS	\$ 62,880.00	\$ 62,880.00	\$ 64,000.00	\$ 64,000.00	\$ 12,750.00	\$ 12,750.00	
5		Demolition Exterior (Concrete, Screen Channel, Fence, Tree, Etc.)	1	LS	\$ 58,295.00	\$ 58,295.00	\$ 56,000.00	\$ 56,000.00	\$ 36,200.00	\$ 36,200.00	
6		Concrete Coring and Cutting	1	LS	\$ 10,480.00	\$ 10,480.00	\$ 21,000.00	\$ 21,000.00	\$ 20,700.00	\$ 20,700.00	
7		Cast in Place Concrete (Wet Well Channel and Wet Well Lid)	1	LS	\$ 43,066.00	\$ 43,066.00	\$ 51,000.00	\$ 51,000.00	\$ 85,000.00	\$ 85,000.00	
8		On Grade Concrete Surfacing (Pavement)	386	SY	\$ 218.00	\$ 84,148.00	\$ 222.00	\$ 85,692.00	\$ 244.92	\$ 94,539.12	
9		Flowable Fill	390	CY	\$ 176.00	\$ 68,640.00	\$ 95.00	\$ 37,050.00	\$ 162.11	\$ 63,222.90	
10		Pump Equipment, Accessories and Installation	1	LS	\$ 325,252.00	\$ 325,252.00	\$ 662,000.00	\$ 662,000.00	\$ 328,500.00	\$ 328,500.00	
11		Odor Control Equipment and Installation	1	LS	\$ 248,235.00	\$ 248,235.00	\$ 221,000.00	\$ 221,000.00	\$ 332,200.00	\$ 332,200.00	
12		Mechanical Screen Equipment and Installation	1	LS	\$ 412,650.00	\$ 412,650.00	\$ 359,000.00	\$ 359,000.00	\$ 428,700.00	\$ 428,700.00	
13		Wet Well Cementious Lining	780	SF	\$ 45.00	\$ 35,100.00	\$ 43.00	\$ 33,540.00	\$ 77.63	\$ 60,551.40	
14		Wet Well Corrosion Protection Lining	940	SF	\$ 43.00	\$ 40,420.00	\$ 41.00	\$ 38,540.00	\$ 68.24	\$ 64,145.60	
15		New TPO Roof Complete	1	LS	\$ 27,510.00	\$ 27,510.00	\$ 41,000.00	\$ 41,000.00	\$ 33,000.00	\$ 33,000.00	
16		Painting (Pipes, Walls, Fittings, Etc.)	1	LS	\$ 58,950.00	\$ 58,950.00	\$ 38,000.00	\$ 38,000.00	\$ 58,800.00	\$ 58,800.00	
17		120" HDPE Lined Precast Peak Flow Storage Structures	4	EA	\$ 119,880.00	\$ 479,520.00	\$ 143,000.00	\$ 572,000.00	\$ 113,159.25	\$ 452,637.00	
18		Peak Flow Base Pad and Ballast	1	LS	\$ 57,706.00	\$ 57,706.00	\$ 10,000.00	\$ 10,000.00	\$ 10,850.00	\$ 10,850.00	
19		60" HDPE Lined Precast Manhole	1	EA	\$ 25,676.00	\$ 25,676.00	\$ 22,000.00	\$ 22,000.00	\$ 19,600.00	\$ 19,600.00	
20		12" PVC Forcemain	100	FT	\$ 319.00	\$ 31,900.00	\$ 258.00	\$ 25,800.00	\$ 733.68	\$ 73,368.00	
21		24" PVC Gravity Sewer Main	30	FT	\$ 1,848.00	\$ 55,440.00	\$ 212.00	\$ 6,360.00	\$ 659.33	\$ 19,779.90	
22		Bypass Assembly (16" Insertion Valve and 16" Tee w/Blind Flange)	1	LS	\$ 86,722.00	\$ 86,722.00	\$ 140,000.00	\$ 140,000.00	\$ 86,400.00	\$ 86,400.00	
23		Connection to Existing (12" Forcemain, 16" Forcemain)	2	EA	\$ 40,879.00	\$ 81,758.00	\$ 1,200.00	\$ 2,400.00	\$ 1,126.50	\$ 2,253.00	
24		Chainlink Security Fence (7 ft height)	405	LF	\$ 32.00	\$ 12,960.00	\$ 35.00	\$ 14,175.00	\$ 40.73	\$ 16,495.65	
25		Chainlink Security Cantilever Gate (7 ft height)(16 ft width)	1	LS	\$ 16,375.00	\$ 16,375.00	\$ 17,000.00	\$ 17,000.00	\$ 18,100.00	\$ 18,100.00	
26		Electrical and Control Improvements	1	LS	\$ 432,300.00	\$ 432,300.00	\$ 314,000.00	\$ 314,000.00	\$ 325,700.00	\$ 325,700.00	
27		HVAC Improvements	1	LS	\$ 45,850.00	\$ 45,850.00	\$ 21,000.00	\$ 21,000.00	\$ 63,300.00	\$ 63,300.00	
28		Remove and Replace 2" HDPE waterline	170	LF	\$ 19.00	\$ 3,230.00	\$ 22.00	\$ 3,740.00	\$ 199.26	\$ 33,874.20	
BASE BID TOTAL					\$	3,299,615.00	\$	3,541,397.00	\$	3,549,676.77	



Commission Action Report

Ordinance No. 26-01 Amending Chapter 14, Article V
of the Emporia Municipal Code Pertaining to Mobile Food Vendors.

Title: Ordinance No. 26-01 Amending Chapter 14, Article V of the Emporia Municipal Code Pertaining to Mobile Food Vendors

Agenda Date: February 4, 2026

Presented By: Justin Givens, Interim Director, Building & Neighborhood Development

Background:

The City first adopted Mobile Food Vendor / Unit regulations in 2016, having previously regulated them through the temporary event permit process. Staff was approached in 2025 by Josh Derek, a local mobile food truck operator, about reviewing and revising the Mobile Food Truck Ordinance.

Staff and Mr. Derek meet several times over the past months, and based on research of like city codes regulating mobile food vendors and units, and discussion with mobile food vendors and other stakeholders, have proposed amending Chapter 14, Article V of the Municipal Code with new language to address revisions and updates in how Mobile Food Vendors and Units are licensed within the city.

Discussion:

The proposed changes to Chapter 14, Article V would;

- Create an ordinance within City Code versus regulating Mobile Food Vendors through the Zoning Regulations.
- Continue to limit the locations, MFUs are allowed to operate into Commercial and Industrial Parcel Types, but does create allowances for MFU and Vendors to operate in certain public spaces.
- Create a yearly and monthly fee. The current system only allows monthly licenses, but vendors can and do pay for a year at one time.
- Exempt from the licensing requirement, MFUs participating in city sanctioned or other special events, as well as events on Lyon County, Emporia State University, USD 253 property, but does allow for inspections while operating on those sites.
- Remove the restriction on canopies and would allow for tables at the MFU location.
- Allow MFUs to continue to be placed at one location for extended periods – except for public property.
- Involve Emporia Fire Department in the process requiring inspections of units prior to a permit being issued.
- Exempt from the fee but require farm produce vendors to be licensed.
- Move the Vehicle Vendor Licensing previously issued through the City Clerk's Office under the umbrella of the MFU and vendor licensing program.
- Allow for nonmotorized carts, wagons, and other similar units to sell from public sidewalks in commercial and industrial parcel types while providing protections for existing brick and mortar food establishments.

Financial considerations:

The cost of publishing the ordinance is borne by the city.

Recommended action:

Approve Ordinance No. 26-01 Amending Chapter 14, Article V of the Emporia Municipal Code Pertaining to Mobile Food Vendors



Commission Action Report
Ordinance No. 26-01 Amending Chapter 14, Article V
of the Emporia Municipal Code Pertaining to Mobile Food Vendors.

Attachments:

Ordinance No. 26-01 Amending Section 14 of the Emporia Municipal Code

ORDINANCE NO 26-01

AN ORDINANCE PERTAINING TO MOBILE FOOD VENDORS; AMENDING CHAPTER 14, ARTICLE V. OF THE CODE OF THE CITY OF EMPORIA, KANSAS AND REPEALING SAID ARTICLE AS IT EXISTED PRIOR TO ADOPTION OF THIS ORDINANCE.

BE IT ORDAINED by the Governing Body of the City of Emporia, Kansas;

Section 1. That Chapter 14, Article V. of the Code of the City of Emporia, Kansas, is hereby amended to read as follows:

“Chapter 14. Article V. Mobile Food Vendors

Sec. 14-84. Applicability; Definitions

All Mobile Food Vendors must comply with the provisions of this Article and any other applicable state and local requirements.

For the purpose of this article, the following definitions shall apply:

“Mobile Food Unit” means any self-contained vehicle, trailer, cart, wagon, or other type of conveyance from which any food and/or beverage is offered for sale or in exchange for a donation, regardless of whether the activity is characterized as charitable or nonprofit.

“Mobile Food Vendor” means any person, corporation, partnership, association, or other legal entity, however organized, that offers any food or beverage for sale or donation from a Mobile Food Unit.

“Stationary location” means the operation of a mobile food unit at the same location for more than thirty (30) consecutive minutes, or the repeated operation in substantially the same location, for the purpose of conducting sales or service to the public, regardless of minor movement or repositioning of the unit.

(Ord. 83-13, § 1, 5-4-83; Ord. 26-01, § 1, 2-4-26)

Sec. 14-85. - License—Required; Exceptions.

(a) It shall be unlawful for any person to conduct business as a mobile food vendor without a license having been issued pursuant to this chapter unless one of the following exceptions applies:

- (1) The mobile food vendor is approved by the sponsor of a special event and operates within a special event for which the sponsor has secured a special event permit. Organizers of these events shall be responsible for ensuring vendors have proper State of Kansas Sales Tax Licenses and Health Department Inspections.

- (2) The mobile food vendor is selling food and/or beverages in a farmers' market registered with the Kansas Department of Agriculture and operating pursuant to that registration.
 - (3) The mobile food vendor is providing catering services to a private event that is not open for the sale of food and/or beverage to the general public.
 - (4) The mobile food vendor is operating within the Lyon County Fairgrounds, Emporia State University Property, or USD 253 Property with the permission of the property owner or governing body.
- (b) An exemption from licensure under this section does not exempt a mobile food vendor or mobile food unit from compliance with applicable federal, state, or local laws, regulations, or codes, including health, fire, or safety requirements.
- (c) Nothing herein shall limit the City's authority to enforce applicable state or local laws.

(Ord. 83-13, § 1, 5-4-83; Ord. 26-01, § 1, 2-4-26)

Sec. 14-86. - License—Application.

- (a) Any person desiring a license shall make application in writing and accompany the application with the required license fee. The application shall contain:
- (1) Applicant's Current Driver's License or state issued Identification Card;
 - (2) The location and ownership of each place of business, or, if applicable, the location of any fixed or principal place of business;
 - (3) List and description of every mobile food unit to be used in the operation, including identification numbers and ownership;
 - (4) Proof of Current State of Kansas Health Department Inspection;
 - (5) Proof of Current State of Kansas Sales Tax License or Proof of Exempt Status from State Sales Tax;
 - (6) Proof of vehicle or unit insurance with minimum coverage of \$500,000 combined single limit per occurrence for bodily injury and property damage and \$1,000,000 general aggregate;
 - (7) Sketch or Drawing of Proposed Sales Site; and
 - (8) Name, Address, Telephone Number, and Written Permission of Property Owner or Property Owner's Agent for the Proposed Location (for private property location).
- (b) All documentation required under this section shall be valid at the time of application and shall be maintained in current and valid status for the duration of the license period. Failure to maintain required documentation shall constitute a violation of this article and may result in suspension or revocation of the license.

(Ord. 83-13, § 1, 5-4-83; Ord. 26-01, § 1, 2-4-26)

Sec. 14-87. - License—fees and term.

- (a) The license fee for each mobile food vendor shall be fifty dollars (\$50) for a one-month license or three hundred dollars (\$300) for a one-year license. No license fee shall be charged for a mobile food vendor that exclusively sells farm or aquaculture products in compliance with K.S.A. 12-1617.
- (b) Each one-month license shall expire on the last day of the licensed month; and each one-year license shall expire on December 31st of the licensed year. The full amount of the license fee shall be paid regardless of the time of the month or year in which the license is issued.

(Ord. 83-13, § 1, 5-4-83; Ord. 26-01, § 1, 2-4-26)

Sec. 14-88. - License—investigation of facilities and vehicles prerequisite for issuance.

- (a) Upon filing of an application, the Building and Neighborhood Development Director and the Fire Marshal, or their respective designees, shall inspect the applicant's food storage and dispensing facilities, including each mobile food unit associated with the application. The following criteria shall be evaluated:
 - (1) Compliance with State and local health regulations.
 - (2) All plumbing utilities shall be portable and self-contained, with proper treatment and containment for greywater, grease, and wastewater holding and disposal.
 - (3) All safety equipment must be up to date.
 - (4) Electrical or other utility connections must be safe and in compliance with electrical and applicable codes and regulations.
 - (5) Compliance with the applicable fire safety requirements of the currently adopted edition of the International Fire Code (IFC), and any local amendments adopted by the City of Emporia.
- (b) A license shall be issued after payment of the mobile food vendor required license fee and upon finding that all requirements have been met.

(Ord. 83-13, § 1, 5-4-83; Ord. 26-01, § 1, 2-4-26)

Sec. 14-89. - Reinspection of facilities and premises; unsatisfactory condition grounds for license revocation.

- (a) The licensee's place of business and mobile food units shall be subject to periodic reinspection throughout the license period by designated city officials.
- (b) If an unsatisfactory safety, sanitary, mechanical or operational condition is noted by an inspector, the licensee shall remedy the same within the time period

specified by the inspecting official. Failure to remedy an unsatisfactory condition shall be cause for revocation of the applicable license.

- (c) If an inspecting official determines that an unsatisfactory condition presents an imminent risk to public health or safety, the City may immediately suspend or revoke the applicable license without a cure period.

(Ord. 83-13, § 1, 5-4-83; Ord. 26-01, § 1, 2-4-26)

Sec. 14-90. - Use of street, sidewalks and public property.

- (a) Licensed mobile food vendors may operate mobile food units on private property with written permission of the property owner or property owner's agent.
- (b) Licensed mobile food vendors may operate mobile food units within certain public spaces as set forth in these regulations.

(c) Location:

- (1) No mobile food unit shall be operated in a stationary location on public streets, alleys, or parking lots without prior written consent of the City.
- (2) No mobile food unit shall be operated within or adjacent to a City park without a valid park reservation through the Park Reservation system.
- (3) Non-motorized mobile food units including carts, wagons, or similar types of conveyance may operate on public sidewalks provided that;
 - i. The public sidewalk is located on or adjacent to property classified as a commercial or industrial parcel type.
 - ii. The mobile food unit does not obstruct access to any business, crosswalk, or ramp.
 - iii. Five (5) feet of clear sidewalk access is maintained for pedestrian travel.
 - iv. The mobile food unit is not located in front of or adjacent to another restaurant/food establishment in a manner that obstructs access or unreasonably interferes with its operation while said establishment is open for business.
 - v. The mobile food unit is not located within an approved sidewalk enhancement area operated by another entity.
 - vi. A mobile food unit shall not operate on a public sidewalk within the boundaries of a special event without approval of a special event permit holder.

(d) Maintenance:

- (1) No extra storage trucks, trailers, sheds, or containers, shall be allowed to be located on site of vendor's location.

- (2) Vendor is responsible to keep the location clean and orderly, and provide trash/recycle receptacles, and to clean up all trash, litter, spills within a twenty-foot radius or apparent operating area, whichever is greater.
- (3) One temporary sign is allowed and shall not block traffic or be placed in the public right-of-way.

(Ord. 83-13, § 1, 5-4-83; Ord. 86-20, § 1, 7-16-86; Ord. 91-4, § 1, 2-20-91 Ord. 26-01, § 1, 2-4-26)

Sec. 14-91. - Revocation of license; appeal.

Licenses issued hereunder may be revoked for any of the following reasons:

- (a) If a licensee has fraudulently obtained the license by giving false information in the application therefor;
- (b) If the licensee has violated any of the provisions of this article or any other ordinance or any law of the State relating to mobile food vendors;
- (c) For the conviction of a felony offense or a misdemeanor offense directly related to the operation of a mobile food business or public safety;
- (d) For conducting the business of the licensee in an unlawful manner or in a manner constituting a breach of the peace or a menace to the health, safety and general welfare of the public;
- (e) For the conviction during the license period of more than two (2) traffic offenses arising from the operation of a mobile food unit or vendor vehicle;
- (f) If the licensee has become ineligible to obtain a license under this article.

Any person aggrieved by the revocation of their license may appeal to the governing body within ten (10) days after notice of such revocation. The decision of the governing body on an appeal under this section shall be final, subject only to such rights of judicial review as may exist under applicable state law.

(Ord. 83-13, § 1, 5-4-83; Ord. 26-01, § 1, 2-4-26)

Sec. 14-92. - Penalty.

Any person, whether as principal, agent or employee, who violates or aids, abets or participates in the violation of the provisions of this article shall be guilty of a class C misdemeanor.

(Ord. 83-13, § 1, 5-4-83; Ord. 26-01, § 1, 2-4-26)

Sec. 14-93. – Administration

Except as otherwise provided herein, the Building and Neighborhood Development Office shall administer, implement, and enforce the provisions of this article.

(Ord. 26-01, § 1, 2-4-26)”

Section 2. That Chapter 14. Article V. of the Code of the City of Emporia, Kansas as it existed prior to the adoption of this ordinance is hereby repealed.

Section 3. This ordinance shall take effect upon its publication in the official city newspaper.

Section 4. The provisions of this ordinance shall be included and incorporated in the Code of Ordinances of the City of Emporia, Kansas as an addition or amendment thereto and shall be appropriately renumbered to conform to the uniform numbering system of the Code.

PASSED AND APPROVED by the Governing Body of the City of Emporia, Kansas, this 4th day of February 2026.

Becky Smith, Mayor

ATTEST:

Kerry Sull, City Clerk

Commission Meeting

11:00 a.m.

January 21, 2026

The Governing Body of the City of Emporia, Kansas, met in Regular Session, Wednesday, January 21, 2026, with Mayor Smith presiding and Commissioners Duncan, Harter, Olge and Steinkuhler present. Also present were City Manager Cocking, Deputy City Manager Detter, Assistant City Manager Wash, City Clerk Sull and City Attorney Montgomery.

Representatives and the 5th Grade Class from Sacred Heart Catholic Schools were in attendance to accept a proclamation declaring the week of January 25 through January 31, 2026, as “Celebrate Catholic Schools Week” in Emporia. Each year the Archdiocese of Kansas City in Kansas designates one week during the year to highlight Catholic Schools. The presence of a Catholic School in our community has proven to be an additional amenity and incentive in the education of the youth of the City of Emporia. Sacred Heart Catholic School is proud to be where students consistently work to their full potential. The school welcomes students from other communities and religions. The legacy of Sacred Heart School will live for many years thanks to dedicated administrators, teachers, and students as well as a supportive community.

Mayor Smith then presented the proclamation.

**CITY COMMISSION
(Public Comment)**

This is the time for the public to make comments.

The public is invited to make comments at this time. Please limit comments to two (2) minutes each. Please state your name and address prior to making comments.

Joe Salazar, 1417 Lincoln St., Emporia, Kansas, spoke in favor of city government, thanked the current and previous Mayors, and supports the new commissioners with their focus on listening, promoting change and tax relief.

Charles Brown, 1310 Lawrence St. Emporia, Kansas, shared concerns about hunting in city limits.

Raymond Rogers, 1704 Berkeley Rd., Emporia, Kansas, shared information on the Natrium reactor and spoke in favor of this type of nuclear power located in Lyon County.

**CITY COMMISSION
(2025 Kansas Region 1 Local Hazard Mitigation Plan)
(Resolution Number 3786)**

Deputy City Manager Detter was recognized and addressed the Governing Body. He stated the Kansas Region 1 Local Hazard Mitigation Plan was developed with input from region 1 counties, which include, Chase, Geary, Lyon, Morris, Pottawatomie, Riley, and Wabaunsee Counties. The plan was reviewed by FEMA and the Kansas Department of Emergency Management along with coordination with the Lyon County Department of Emergency Management. The primary purpose of the Hazard Mitigation Plan is to make the City of Emporia eligible for federal funding for future mitigation projects. The Hazard Mitigation Plan is a thorough review of hazard risks related to severe weather, fire, flood, earthquakes and other hazards. The plan dedicates an entire section to Emporia on the risks of various hazard issues throughout the community and outlying areas. The following lists of potential mitigation projects would be considered for grant funding requests and have been identified as specific hazard mitigation needs for the City of Emporia:

- 1. Purchase Generator for various City Facilities.**
- 2. Map all infrastructure and facilities within potential failure inundation areas to assess risk.**
- 3. Upgrade/Repair existing water supply infrastructure.**
- 4. Heat/Cold Shelter.**
- 5. Continued participation in NFIP.**
- 6. Flood control projects.**
- 7. Meet requirements and join CRS program.**
- 8. Engineering Study for Flood Mitigation at critical infrastructure and facilities.**
- 9. Install High Wind, Hail, and fire-resistant roofing on jurisdictional facilities.**
- 10. Construct community saferooms in select jurisdictional buildings.**
- 11. Purchase protective window film for all jurisdictional facilities.**

- 12. Educate residents about driving in winter storms and handling winter-related health effects.**
- 13. Create defensible space buffers at all critical facilities.**
- 14. Become Firewise Community.**

He stated there is no cost to adopt the Kansas Region 1 Local Hazard Mitigation Plan. The grant funding from FEMA could potentially fund several million dollars in projects. Staff recommend approval of Resolution Number 3786 to adopt Kansas Region 1 Local Hazardous Mitigation Plan.

Following further discussion, Commissioner Harter made a motion to approve Resolution Number 3786 adopting Kansas Region 1 Local Hazard Mitigation Plan. Commissioner Steinkuhler seconded the motion. The vote follows: Commissioner Harter, aye; Commissioner Steinkuhler, aye; Commissioner Duncan, aye; Commissioner Olge, aye; and Mayor Smith, aye.

**SOLID WASTE
(Transfer Station)
(N.R. Hamm Quarry, Inc.)
(Consent to Continue Contract Under New Ownership)**

Deputy City Manager Detter and Charlie Sedlock, representing N.R. Hamm Quarry, Inc., were recognized and addressed the Governing Body. N.R. Hamm Quarry, Inc. has provided the City of Emporia/Lyon County with solid waste/recycling services since 2000 at the Emporia/Lyon County Transfer Station/Landfill. The agreement has been amended four times over a 25-year period and includes trash/recycling hauling. Hamm's partnership has been solid for the last two decades. The City was informed in December 2025 that N.R. Hamm Quarry, Inc will become part of Allied Waste Systems, Inc. (Republic). Republic is asking Hamm to secure the consent of its customers to honor the existing contracts with Hamm. The contract with Hamm is scheduled to expire at the end of 2026. The City is planning to bid for the contract for trash/recycling hauling services in early summer of 2026. Staff would like to have to develop a Solid Waste Master Plan as the Solid Waste Fund cash balances have substantially dropped in the past 3 years. The approval of the consent agreement will not increase costs beyond the

scheduled increase in the agreements signed in 2024 with N.R. Hamm Quarry, Inc. Staff recommend approval of N.R. Hamm Quarry, Inc's request to allow Allied Waste Systems, Inc. to fulfill the contract commitment for solid waste/recycling hauling services to expire at the end of 2026.

Commissioner Duncan made a motion to approve N.R. Hamm Quarry, Inc's request to allow Allied Waste System, Inc., a subsidiary of Republic Services, to fulfill the contract commitment for solid waste/recycling hauling services to expire at the end of 2026. Commissioner Olge seconded the motion. The vote follows: Commissioner Duncan, aye; Commissioner Olge, aye; Commissioner Harter aye; Commissioner Steinkuhler, aye; and Mayor Smith, aye.

**CITY COMMISSION
 CITY MANAGER'S REPORT
 (Financials & Building Permits)**

This is the time for the City Manager to make comments and reports to the public. **The following is general information for the month of December 2025 for the community:**

1. Monthly Local Retail Sales Tax Receipts Update

	2024	2025	Increase of \$22,146.04 for the month, and Overall increase of 2.32% from year 2024.
	\$ 524,145.22	\$ 546,291.26	
YTD	\$ 6,473,541.24	\$6,627,422.25	

2. City Share from County Tax

	2024	2025	Increase of \$19,879.33 for the month, and Overall increase of 4.08% from year 2024.
	\$ 269,446.98	\$ 289,326.31	
YTD	\$3,316,346.03	\$3,457,387.81	

Building Permits issued from 12/1/2025 to 12/31/2025 for new construction, remodeling/repairs and demolition.

Total number of building permits issued through Code Services:	58
Total valuations associated with those building permits:	\$ 2,150,902.40
Total number of dollars collected for Building Permit Fees:	\$ 12,750.50
Construct – Single-family dwellings	1
Demo – Single-family dwellings	0

Flint Hills Mall CID for December 2025	\$ 14,517.83
YTD	\$ 203,724.97
Pavilions CID for December 2025	\$ 14,896.88
CID #2	\$ 14,896.88
YTD	\$ 378,300.62
Fairview Hotel CID for December 2025	\$ 8,088.18
YTD	\$ 88,153.04
West Plaza CID for December 2025	\$ 6,089.00
YTD	\$ 106,359.37

Consent Agenda

It was moved by Commissioner Harter, seconded by Commissioner Steinkuhler that the Consent Agenda listed below be ratified as a whole:

- a. Commission Minutes of the Regular Meeting held on January 7, 2026.

The vote follows: Commissioner Harter, aye; Commissioner Steinkuhler, aye; Commissioner Duncan, aye; Commissioner Olge, aye; and Mayor Smith, aye.

CITY COMMISSION (City Manager's Report)

This is an opportunity for the City Manager to present information to the public that may not be reported in other news accounts or City activities or to highlight accomplishments of the organization.

At the time this Agenda was prepared, the following items were in the works:

TENTATIVE AGENDA FOR FEBRUARY 4, 2026, MEETING.

- Award Lift Station No. 1.
- Ordinance for Regulations of Mobile Food Trucks.
- **Study Session:**
 - Debt Discussion with Greg Vahrenberg.
 - Discuss Emporia Land Bank Housing Infill Project.
 - Discuss Common Consumption Area.

**CITY COMMISSION
(Governing Body Comment)**

This is the time for the Mayor and City Commissioners to make comments and reports to the public. No comments were made at this time.

EXECUTIVE SESSION

Commissioner Harter made a motion to recess into Executive Session for 40 minutes, inviting pertinent city staff to discuss confidential data of a third party relating to economic development. The justification for the executive session is provided by K.S.A. 75-4319(b)(4) to protect financial affairs and trade secrets of a third party. The open meeting will resume in this room at approximately 12:20 p.m. Commissioner Olge seconded the motion. The vote follows: Commissioner Harter, aye; Commissioner Ogle, aye; Commissioner Duncan, aye; Commissioner Steinkuhler, aye; and Mayor Smith, aye.

Upon reconvening the meeting in Regular Session at 12:20 p.m., this same date, in the City Commission Meeting Room, Mayor Smith made a motion to continue the executive session discussion for the reason stated previously with all the same pertinent city staff and resuming the open meeting at approximately 12:31 p.m. Commissioner Olge seconded the motion. The vote follows: Mayor Smith, aye; Commissioner Olge, aye; Commissioner Duncan, aye; Commissioner Harter, aye; and Commissioner Steinkuhler, aye.

Upon reconvening the meeting in Regular Session at 12:31 p.m., this same date, in the City Commission Meeting Room, Commissioner Harter made a motion to continue the executive session discussion for the reason stated previously with all the same pertinent city staff and resuming the open meeting at approximately 12:48 p.m. Commissioner Steinkuhler seconded the motion. The vote follows: Commissioner Harter, aye; Commissioner Steinkuhler, aye; Commissioner Duncan, aye; and Commissioner Olge, aye; Mayor Smith was not present at the time of vote.

Upon reconvening the meeting in Regular Session at 12:48 p.m., this same date, in the City Commission Meeting Room, Mayor Smith stated they had discussed confidential data of a third party relating to economic development and no action was taken.

Mayor Smith made a motion to recess the meeting until 1:00 p.m. at the Evora Wheeler Conference Room. Commissioner Duncan seconded the motion. The vote follows: Mayor Smith, aye; Commissioner Duncan, aye; Commissioner Harter, aye; Commissioner Olge, aye; and Commissioner Steinkuhler, aye.

The following items were discussed at the Study Session:

1. Discuss Lift Station No. 1.
2. 2026 Street Rehabilitation Discussion.
3. Proposed Mobile Food Vendor/Unit Regulations Changes.
4. Appoint FHTC Interviewing Commissioners.

**City Commission
Designate Commissioners for Board Interviews
Flint Hills Technical College (FHTC)**

Commissioner Harter made a motion designating Mayor Smith and Commissioner Olge as Board Interviewers for FHTC. Commissioner Olge seconded the motion. The vote follows: Commissioner Harter, aye; Commissioner Olge, aye; Commissioner Duncan, aye; Commissioner Steinkuhler, aye; and Mayor Smith, aye.

5. Appoint Commissioner to Emporia Recreation Center Steering Committee.

**City Commission
Appoint Commission Liaison
Emporia Recreation Steering Committee**

Commissioner Harter made a motion to appoint Commissioner Steinkuhler as the representative of the Governing Body to participate in the activities of Emporia Recreation Steering Committee. Commissioner Olge seconded the motion. The vote follows: Commissioner Harter, aye; Commissioner Olge, aye; Commissioner Duncan, aye; Commissioner Steinkuhler, aye; and Mayor Smith,

6. Discuss Visit Emporia Funding.

**City Commission
Visit Emporia Funding
Extension Agreement**

Following discussion, Commissioner Steinkuhler made a motion to approve a 3-month extension agreement between the City of Emporia, Kansas and the Emporia Chamber of Commerce related to the operation of Visit Emporia, commencing February 1, 2026, and expiring on April 30, 2026. Compensation shall not exceed \$120,000.00 for the 3-month term; subject to approval of the same 3-month budget and review of FY 2025

revenues and expenditures. Commissioner Olge seconded the motion. The vote follows: Commissioner Steinkuhler, aye; Commissioner Olge, aye; Commissioner Harter, aye; and Mayor Smith, aye. Commissioner Duncan was not present at the time of the vote.

Commissioner Harter then made a motion to adjourn. Commissioner Steinkuhler seconded the motion. The vote follows: Commissioner Harter, aye; Commissioner Steinkuhler, aye; Commissioner Olge, aye; and Mayor Smith, aye.

Becky Smith, Mayor

ATTEST:

Kerry Sull, City Clerk



Commission Action Report

Informational Items

Title: Informational Items
Agenda Date: February 4, 2026
Presented By: Trey Cocking, City Manager

Background:

This is an opportunity for the City Manager to present information to the public that may not be reported in other news accounts or City activities or to highlight the organization's accomplishments.

Discussion:

At the time this Agenda was prepared, the following items were in the works for the tentative Agendas of the upcoming meetings on Wednesday, February 18, 2026.

Commission Meeting :

- Recognize the Month of February as a National Career & Technical Education (CTE) month
- Resolution for General Obligation Bonds Series 2026

NO STUDY SESSION

City of Emporia/Lyon County Lunch Meeting
WLW Auditorium
Evora Wheeler Conference Room
516 Mechanic



Study Session Report

Debt Analysis

Title: Debt Analysis
Agenda Date: February 4 ,2026
Presented By: Greg Vahrenberg, Raymond James

Background:

In preparation for the Series 2026 General Obligation Bond Issue, we will be approximately \$14,000,000, the City of Emporia's Financial Advisor is going to provide the City Commission with an overview of the City 's debt and financial condition.

Discussion: The \$14,000,000 issue will include monies for Fire Station #2, Flint Hills Crossing, Overlander Road, and a street sweeper.

Financial considerations:

Fire Station #2 debt service will be financed with payments for existing Bond and Interest Fund revenues. Overlander Road is being financing with combination of KDOT Economic Development Funds, Federal funds allocated by KDOT, and City bond and interest fund, which currently exceed \$5,000,000. The Flint Hills Crossing improvements will pay for 50% by CID funds generated by sales tax for the new Quik Trip. The Street Sweeper is paid strictly from Bond & Interest Funds.

Recommended action:

Review Raymond James Debt Analysis of the City of Emporia.

Attachment:

Raymond James Debt Analysis



Emporia
Kansas

Financial Overview of the City

Raymond James Public Finance

January 30, 2026

Gregory M. Vahrenberg

Managing Director

Direct 816.391.4120

T 800.398.6101 // M 816.509.5451

Fax 833.887.8729

11551 Ash Street, Suite 250

Leawood, Kansas 66211

greg.vahrenberg@raymondjames.com

DEBT PROFILE

Debt profile – summary of outstanding debt

Outstanding:

\$21,875,000 general
obligation bonds

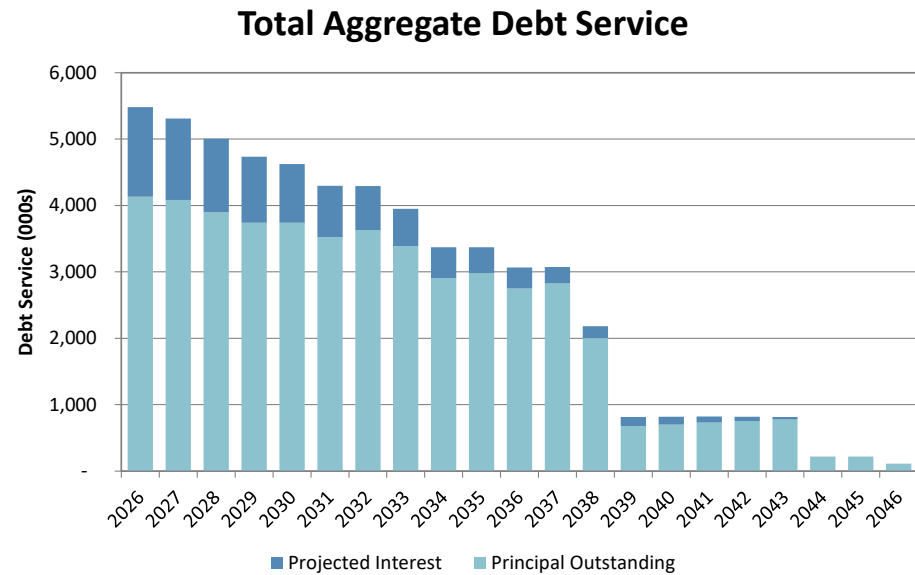
\$25,883,000 state revolving
fund loans

\$12,210,00 public building
commission revenue bonds

City of Emporia, Kansas Summary of Outstanding Debt As of January 1, 2026						
Issue	Issuance Amount (\$000)	Amount Outstanding (\$000)	Final Maturity	Callable Debt (\$000)	Call Date	
General Obligation Bonds						
2015	8,105	1,475	9/1/2030	1,475	9/1/2024	
2016	4,840	320	9/1/2029	320	9/1/2025	
2018	7,190	3,450	9/1/2033	3,450	9/1/2025	
2020	6,940	2,970	9/1/2035	2,325	9/1/2027	
2022	6,905	4,965	9/1/2037	1,660	9/1/2031	
2023	9,505	8,695	9/1/2043	5,425	9/1/2032	
Sub-Total	43,485	21,875		14,655		
State Revolving Fund Loans						
SRF (Sewer)	32,285	22,327	9/1/2038	22,327	Anytime	
SRF (Water)	4,000	3,556	2/1/2046	3,556	Anytime	
Sub-Total	36,285	25,883		25,883		
Public Building Commission Bonds						
2025A	12,210	12,210	9/1/2044	10,005	9/1/2033	
Sub-Total	12,210	12,210		10,005		
Total	\$91,980	\$59,968		\$50,543		

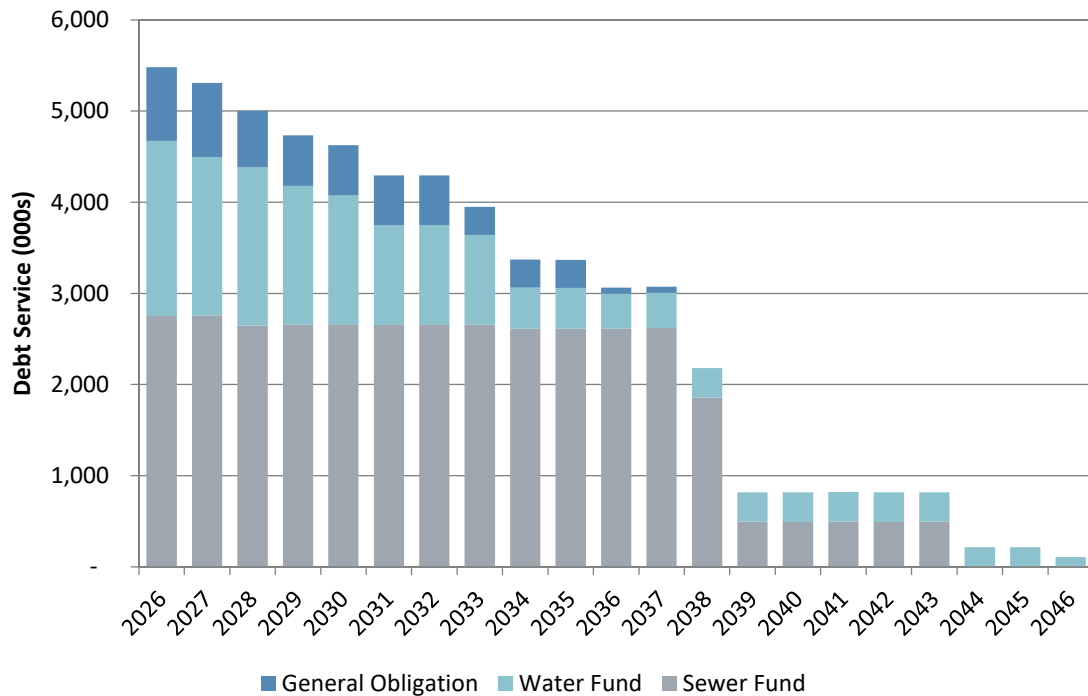
Debt profile – summary of outstanding debt

City of Emporia, Kansas Summary of Outstanding Debt				
Fiscal Year (12/31)	Principal Outstanding	Projected Interest	Projected Debt Service	Principal Balance
2026	\$4,131,622	\$1,351,128	\$5,482,750	\$43,626,096
2027	4,082,064	1,228,107	5,310,172	39,544,032
2028	3,896,226	1,106,921	5,003,147	35,647,807
2029	3,741,056	993,866	4,734,922	31,906,751
2030	3,741,566	882,680	4,624,247	28,165,185
2031	3,522,772	771,975	4,294,747	24,642,413
2032	3,624,685	668,986	4,293,672	21,017,728
2033	3,387,320	562,451	3,949,772	17,630,407
2034	2,905,692	465,980	3,371,672	14,724,716
2035	2,979,813	389,558	3,369,372	11,744,902
2036	2,749,700	315,022	3,064,722	8,995,203
2037	2,825,367	247,555	3,072,922	6,169,836
2038	2,002,537	177,893	2,180,430	4,167,299
2039	677,528	138,659	816,187	3,489,770
2040	701,316	115,270	816,587	2,788,454
2041	730,181	91,006	821,187	2,058,273
2042	754,124	64,994	819,118	1,304,149
2043	778,147	38,078	816,224	526,002
2044	207,250	9,536	216,787	318,752
2045	211,437	5,350	216,787	107,315
2046	107,315	1,079	108,393	0
Total	\$47,757,718	\$9,626,094	\$57,383,812	

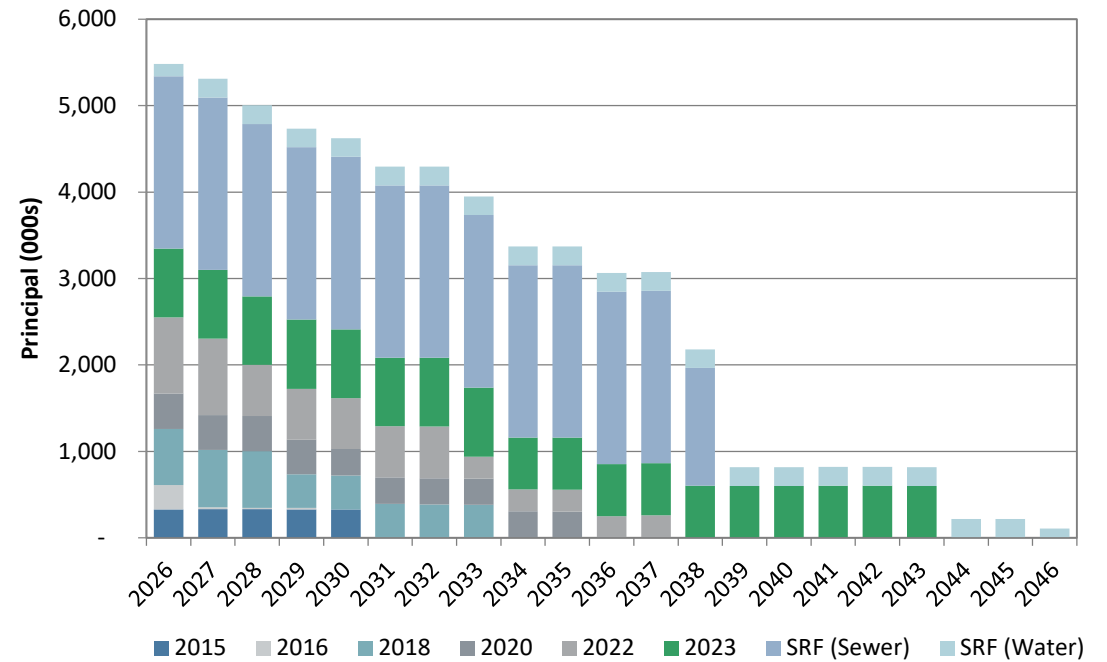


Debt profile – summary of outstanding debt

Total Existing Aggregate Debt Service



Total Debt Service Breakdown



Debt profile – summary of outstanding debt

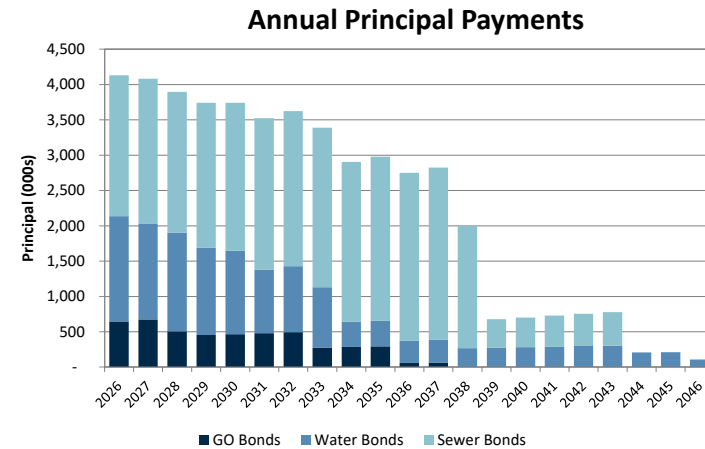
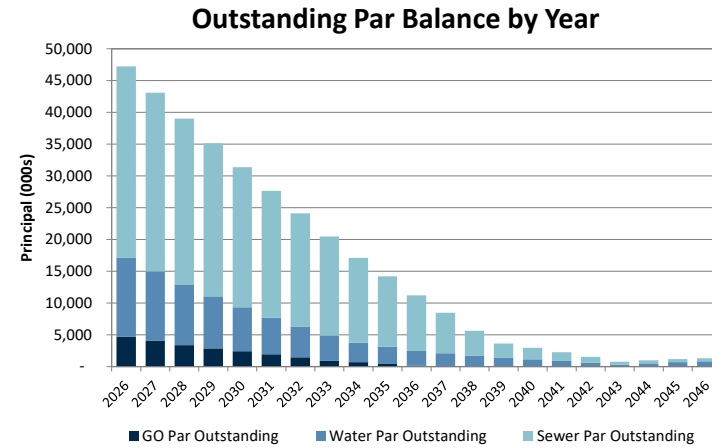
Issue Name Series Dated	General Obligation Refunding and Improvement Bonds 2015 7/30/2015			General Obligation Refunding and Improvement Bonds 2016 11/22/2016			General Obligation Bonds 2018 6/26/2018			General Obligation Refunding and Improvement Bonds 2020 10/20/2020			General Obligation Bonds 2022 10/11/2022		
	Payment Date	Principal	Interest	Total	Principal	Interest	Total	Principal	Interest	Total	Principal	Interest	Total	Principal	Interest
03/01/26	0	27,019	27,019	0	4,800	4,800	0	54,875	54,875	0	44,550	44,550	0	99,300	99,300
09/01/26	275,000	27,019	302,019	270,000	4,800	274,800	540,000	54,875	594,875	320,000	44,550	364,550	685,000	99,300	784,300
03/01/27	0	22,550	22,550	0	750	750	0	46,775	46,775	0	39,750	39,750	0	85,600	85,600
09/01/27	285,000	22,550	307,550	20,000	750	20,750	570,000	46,775	616,775	325,000	39,750	364,750	715,000	85,600	800,600
03/01/28	0	17,563	17,563	0	450	450	0	38,225	38,225	0	34,875	34,875	0	71,300	71,300
09/01/28	295,000	17,563	312,563	15,000	450	15,450	580,000	38,225	618,225	335,000	34,875	369,875	450,000	71,300	521,300
03/01/29	0	12,400	12,400	0	225	225	0	29,525	29,525	0	29,850	29,850	0	62,300	62,300
09/01/29	305,000	12,400	317,400	15,000	225	15,225	330,000	29,525	359,525	340,000	29,850	369,850	465,000	62,300	527,300
03/01/30	0	6,300	6,300	0	0	0	0	24,163	24,163	0	24,750	24,750	0	53,000	53,000
09/01/30	315,000	6,300	321,300	0	0	0	345,000	24,163	369,163	255,000	24,750	279,750	485,000	53,000	538,000
03/01/31							0	18,988	18,988	0	20,925	20,925	0	43,300	43,300
09/01/31							355,000	18,988	373,988	265,000	20,925	285,925	505,000	43,300	548,300
03/01/32							0	12,775	12,775	0	16,950	16,950	0	33,200	33,200
09/01/32							360,000	12,775	372,775	270,000	16,950	286,950	530,000	33,200	563,200
03/01/33							0	6,475	6,475	0	12,900	12,900	0	22,600	22,600
09/01/33							370,000	6,475	376,475	275,000	12,900	287,900	210,000	22,600	232,600
03/01/34							0	8,775	8,775	0	8,775	8,775	0	18,400	18,400
09/01/34							290,000	8,775	298,775	290,000	8,775	298,775	215,000	18,400	233,400
03/01/35							0	4,425	4,425	0	4,425	4,425	0	14,100	14,100
09/01/35							295,000	4,425	299,425	295,000	4,425	299,425	225,000	14,100	239,100
03/01/36													0	9,600	9,600
09/01/36													230,000	9,600	239,600
03/01/37													0	5,000	5,000
09/01/37													250,000	5,000	255,000
03/01/38															
09/01/38															
03/01/39															
09/01/39															
03/01/40															
09/01/40															
03/01/41															
09/01/41															
03/01/42															
09/01/42															
03/01/43															
09/01/43															
Total	\$1,475,000	\$171,663	\$1,646,663	\$320,000	\$12,450	\$332,450	\$3,450,000	\$463,600	\$3,913,600	\$2,970,000	\$475,500	\$3,445,500	\$4,965,000	\$1,035,400	\$6,000,400

Debt profile – summary of outstanding debt

General Obligation Bonds			Kansas Water Pollution Control Revolving Loan Fund (*Estimated Payments) 12/23/2016			Kansas Public Water Supply Loan Fund (*Estimated Payments, 2/1 and 8/1) 9/3/2019			Aggregate Debt Service Payments				
2023 11/29/2023												Fiscal Year	Fiscal
Principal	Interest	Total	Principal	Interest	Total	Principal	Interest	Total	Principal	Interest	Total	Payment	Year
0	196,500	196,500	780,695	216,572	997,267	0	35,735	35,735	780,695	679,351	1,460,046	0	
400,000	196,500	596,500	788,268	208,999	997,267	72,659	35,735	108,393	3,350,927	671,778	4,022,705	5,482,750	2026
0	186,500	186,500	795,914	201,353	997,267	73,389	35,004	108,393	869,303	618,283	1,487,586	0	
420,000	186,500	606,500	803,635	193,633	997,267	74,127	34,267	108,393	3,212,761	609,825	3,822,586	5,310,172	2027
0	176,000	176,000	811,430	185,838	997,267	74,871	33,522	108,393	886,301	557,772	1,444,073	0	
440,000	176,000	616,000	819,301	177,967	997,267	75,624	32,769	108,393	3,009,925	549,149	3,559,073	5,003,147	2028
0	165,000	165,000	827,248	170,020	997,267	76,384	32,009	108,393	903,632	501,329	1,404,961	0	
470,000	165,000	635,000	835,272	161,995	997,267	77,152	31,242	108,393	2,837,424	492,537	3,329,961	4,734,922	2029
0	153,250	153,250	843,374	153,893	997,267	77,927	30,466	108,393	921,301	445,822	1,367,123	0	
490,000	153,250	643,250	851,555	145,712	997,267	78,710	29,683	108,393	2,820,265	436,858	3,257,123	4,624,247	2030
0	141,000	141,000	859,815	137,452	997,267	79,501	28,892	108,393	939,316	390,557	1,329,873	0	
510,000	141,000	651,000	868,155	129,112	997,267	80,300	28,093	108,393	2,583,455	381,418	2,964,873	4,294,747	2031
0	128,250	128,250	876,576	120,691	997,267	81,107	27,286	108,393	957,684	339,152	1,296,836	0	
540,000	128,250	668,250	885,079	112,188	997,267	81,922	26,471	108,393	2,667,002	329,834	2,996,836	4,293,672	2032
0	114,750	114,750	893,664	103,603	997,267	82,746	25,648	108,393	976,410	285,976	1,262,386	0	
570,000	114,750	684,750	902,333	94,934	997,267	83,577	24,816	108,393	2,410,910	276,476	2,687,386	3,949,772	2033
0	100,500	100,500	911,086	86,182	997,267	84,417	23,976	108,393	995,503	237,833	1,233,336	0	
400,000	100,500	500,500	919,923	77,344	997,267	85,266	23,128	108,393	1,910,189	228,147	2,138,336	3,371,672	2034
0	90,500	90,500	928,846	68,421	997,267	86,123	22,271	108,393	1,014,969	199,717	1,214,686	0	
420,000	90,500	510,500	937,856	59,411	997,267	86,988	21,405	108,393	1,964,844	189,842	2,154,686	3,369,372	2035
0	82,100	82,100	946,953	50,314	997,267	87,862	20,531	108,393	1,034,816	162,545	1,197,361	0	
440,000	82,100	522,100	956,139	41,129	997,267	88,745	19,648	108,393	1,714,884	152,477	1,867,361	3,064,722	2036
0	73,300	73,300	965,413	31,854	997,267	89,637	18,756	108,393	1,055,051	128,910	1,183,961	0	
455,000	73,300	528,300	974,778	22,489	997,267	90,538	17,855	108,393	1,770,316	118,645	1,888,961	3,072,922	2037
0	64,200	64,200	984,233	13,034	997,267	91,448	16,945	108,393	1,075,681	94,180	1,169,861	0	
475,000	64,200	539,200	359,489	3,487	362,976	92,367	16,026	108,393	1,075,681	94,180	1,169,861	0	
0	54,700	54,700				93,295	15,098	108,393	926,856	83,713	1,010,570	2,180,430	2038
490,000	54,700	544,700				94,233	14,160	108,393	93,295	69,798	163,093	0	
0	44,900	44,900				95,180	13,213	108,393	584,233	68,860	653,093	816,187	2039
510,000	44,900	554,900				96,136	12,257	108,393	58,180	58,113	153,293	0	
0	34,700	34,700				97,103	11,291	108,393	606,136	57,157	663,293	816,587	2040
535,000	34,700	569,700				98,079	10,315	108,393	97,103	45,991	143,093	0	
0	23,666	23,666				99,064	9,329	108,393	633,079	45,015	678,093	821,187	2041
555,000	23,666	578,666				100,060	8,334	108,393	99,064	32,995	132,059	0	
0	12,219	12,219				101,065	7,328	108,393	655,060	31,999	687,059	819,118	2042
575,000	12,219	587,219				102,081	6,312	108,393	101,065	19,547	120,612	0	
									677,081	18,531	695,612	816,224	2043
\$8,695,000	\$3,684,069	\$12,379,069	\$22,327,032	\$2,967,629	\$25,294,661	\$3,555,686	\$815,784	\$4,371,470	\$47,757,718	\$9,626,094	\$57,383,812	\$57,383,812	

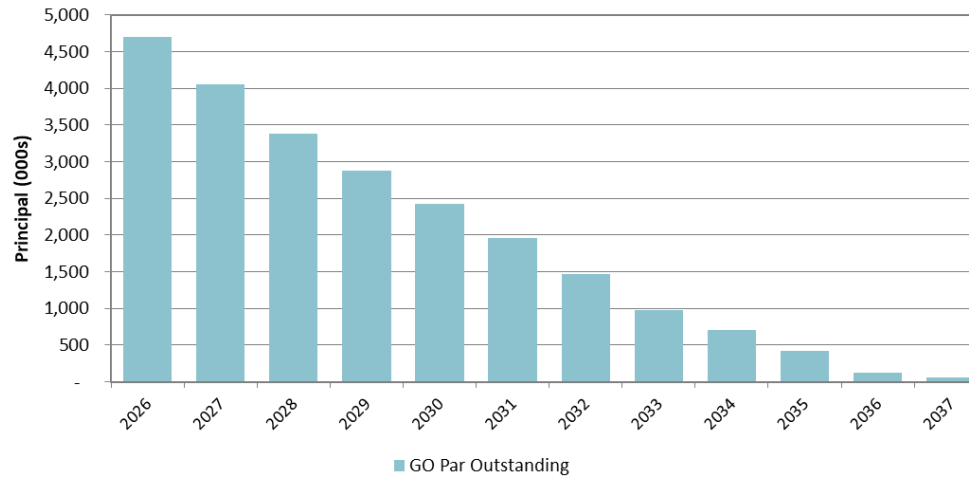
Debt profile – summary of outstanding debt breakdown

City of Emporia, Kansas Summary of Outstanding Debt - Breakdown				
Fiscal Year (12/31)	GO Par Amt	Water Par Amt	Sewer Par Amt	Principal Balance
2026	\$645,000	\$1,492,659	\$1,993,963	\$43,626,096
2027	675,000	1,357,515	2,049,549	39,544,032
2028	505,000	1,400,495	1,990,730	35,647,807
2029	455,000	1,238,536	2,047,520	31,906,751
2030	465,000	1,181,637	2,094,929	28,165,185
2031	480,000	899,801	2,142,970	24,642,413
2032	495,000	933,030	2,196,656	21,017,728
2033	275,000	856,323	2,255,997	17,630,407
2034	285,000	354,683	2,266,009	14,724,716
2035	295,000	363,111	2,321,703	11,744,902
2036	60,000	311,608	2,378,092	8,995,203
2037	65,000	320,175	2,440,191	6,169,836
2038	0	268,815	1,733,722	4,167,299
2039	0	272,528	405,000	3,489,770
2040	0	281,316	420,000	2,788,454
2041	0	290,181	440,000	2,058,273
2042	0	299,124	455,000	1,304,149
2043	0	303,147	475,000	526,002
2044	0	207,250	0	318,752
2045	0	211,437	0	107,315
2046	0	107,315	0	0
Total	\$4,700,000	\$12,950,686	\$30,107,032	

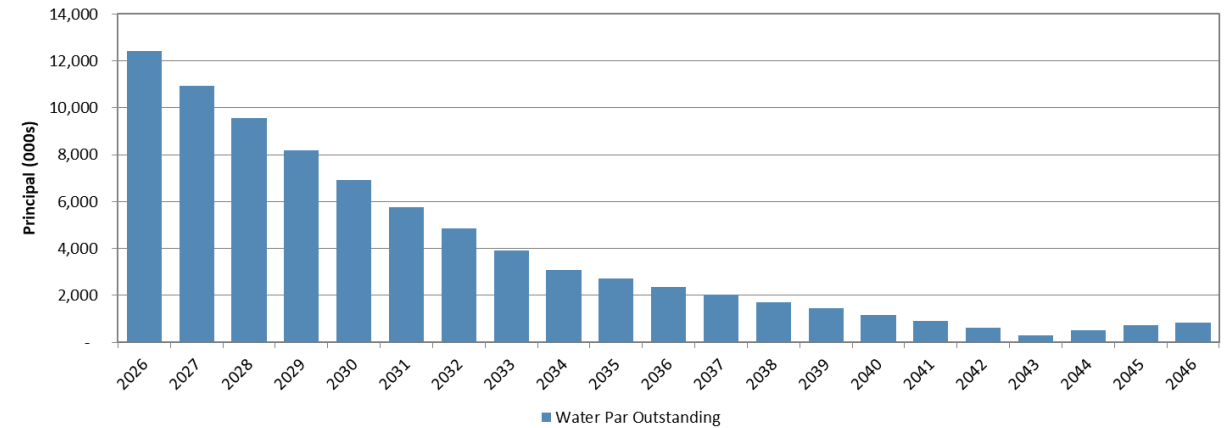


Debt profile – summary of outstanding debt breakdown

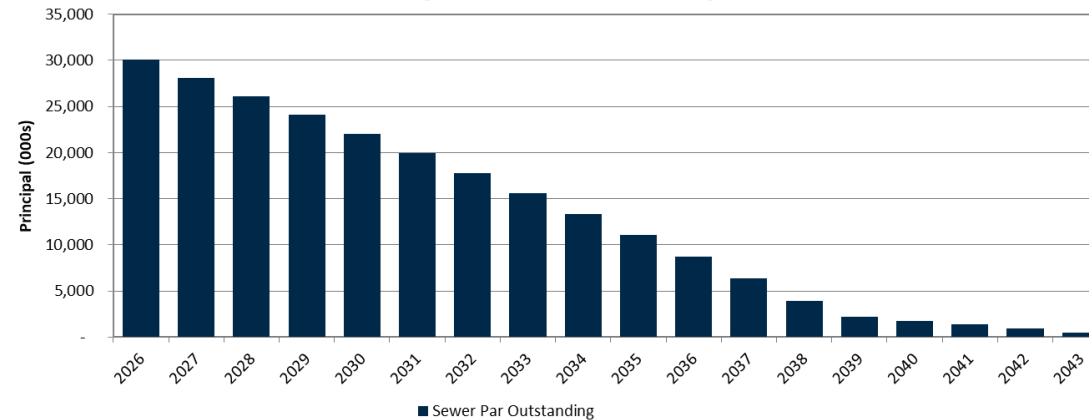
Outstanding GO Par Balance by Year



Outstanding Water Par Balance by Year

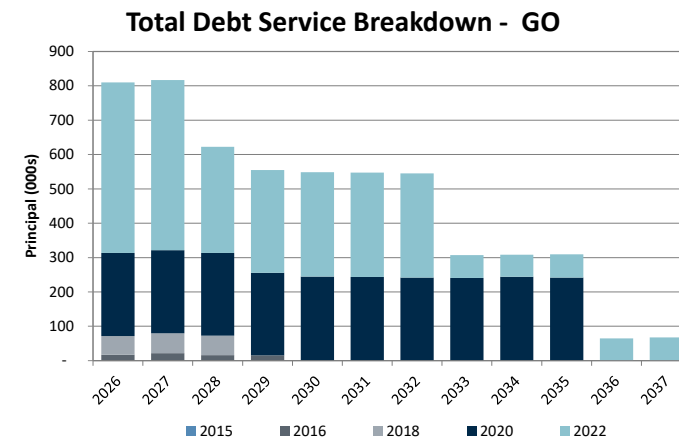
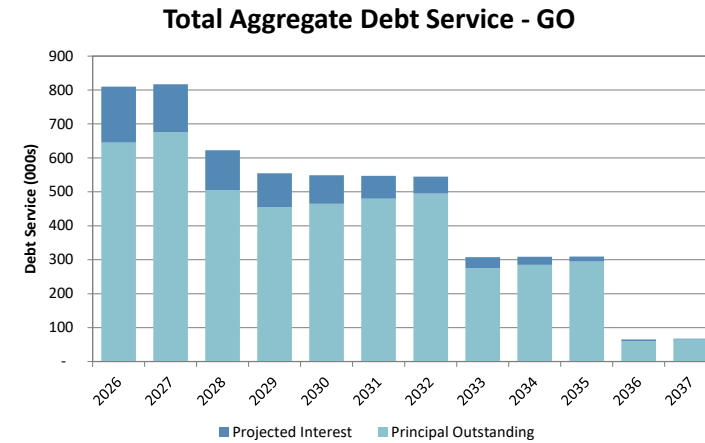


Outstanding Sewer Par Balance by Year



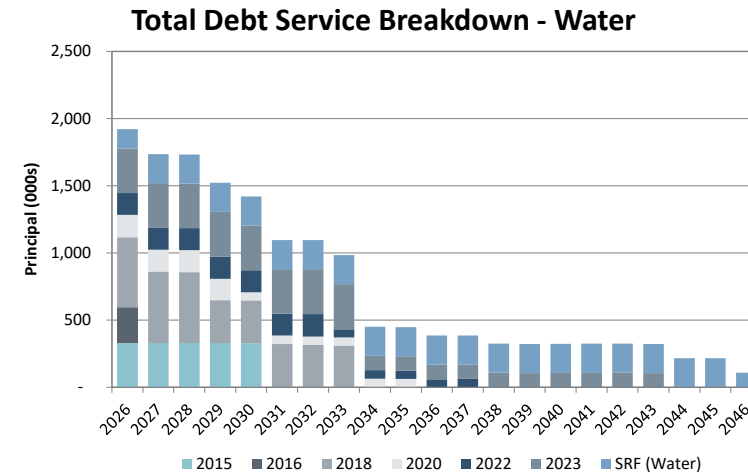
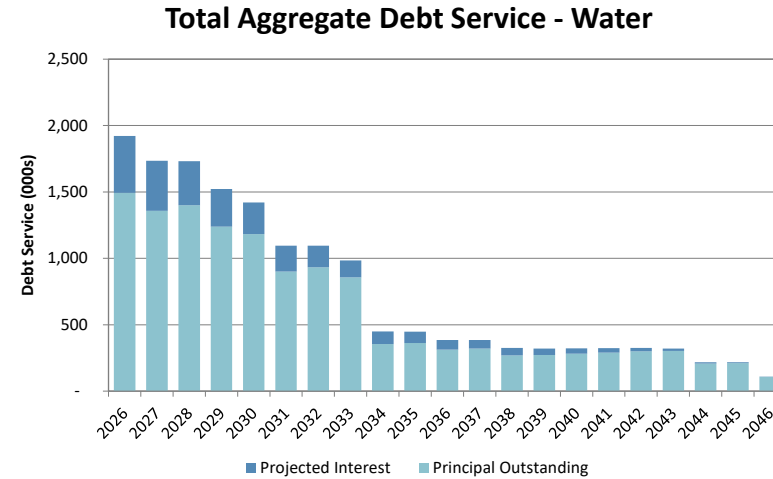
Debt profile – summary of outstanding GO debt

City of Emporia, Kansas Summary of Outstanding Debt - GO Bonds				
Fiscal Year (12/31)	Principal Outstanding	Projected Interest	Projected Debt Service	Principal Balance
2026	\$645,000	\$165,100	\$810,100	\$4,055,000
2027	675,000	141,750	816,750	3,380,000
2028	505,000	117,350	622,350	2,875,000
2029	455,000	99,750	554,750	2,420,000
2030	465,000	83,650	548,650	1,955,000
2031	480,000	67,100	547,100	1,475,000
2032	495,000	50,000	545,000	980,000
2033	275,000	32,350	307,350	705,000
2034	285,000	23,550	308,550	420,000
2035	295,000	14,450	309,450	125,000
2036	60,000	5,000	65,000	65,000
2037	65,000	2,600	67,600	0
Total	\$4,700,000	\$802,650	\$5,502,650	



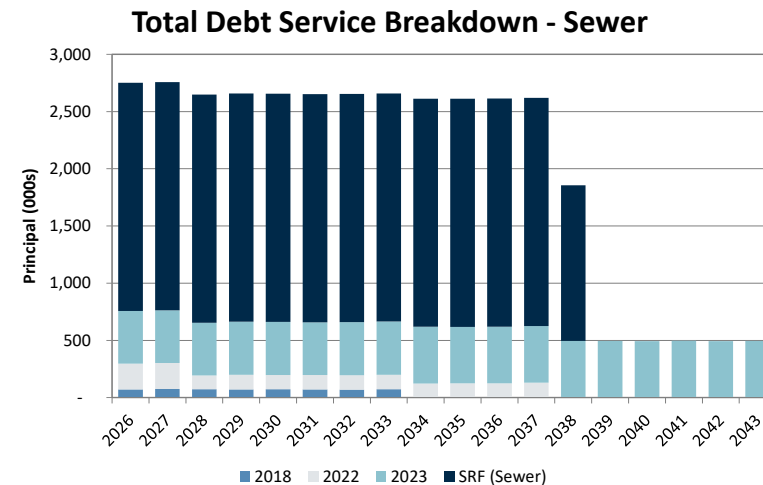
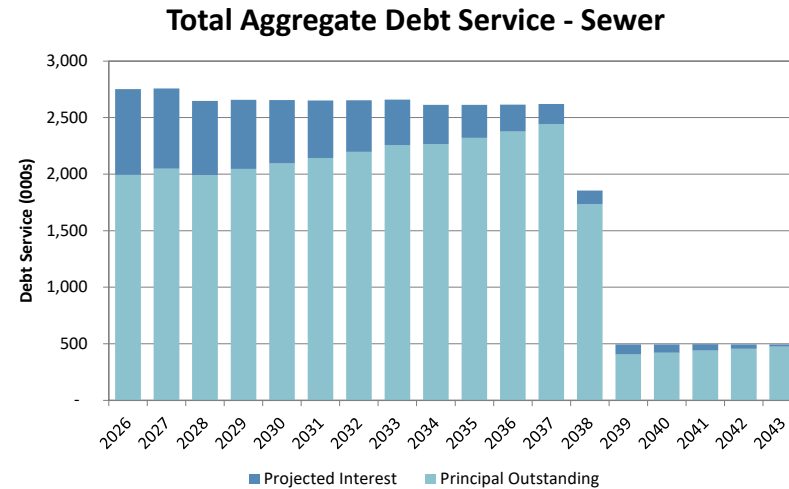
Debt profile – summary of outstanding water debt

City of Emporia, Kansas Summary of Outstanding Debt - Water Bonds				
Fiscal Year (12/31)	Principal Outstanding	Projected Interest	Projected Debt Service	Principal Balance
2026	\$1,492,659	\$428,301	\$1,920,959	\$11,458,027
2027	1,357,515	377,665	1,735,181	10,100,512
2028	1,400,495	331,560	1,732,056	8,700,016
2029	1,238,536	283,895	1,522,431	7,461,481
2030	1,181,637	238,518	1,420,156	6,279,844
2031	899,801	195,204	1,095,006	5,380,042
2032	933,030	161,826	1,094,856	4,447,013
2033	856,323	127,058	983,381	3,590,690
2034	354,683	95,298	449,981	3,236,007
2035	363,111	84,370	447,481	2,872,896
2036	311,608	73,873	385,481	2,561,289
2037	320,175	64,905	385,081	2,241,114
2038	268,815	55,666	324,481	1,972,299
2039	272,528	48,552	321,081	1,699,770
2040	281,316	41,364	322,681	1,418,454
2041	290,181	33,899	324,081	1,128,273
2042	299,124	26,038	325,162	829,149
2043	303,147	17,890	321,037	526,002
2044	207,250	9,536	216,787	318,752
2045	211,437	5,350	216,787	107,315
2046	107,315	1,079	108,393	0
Total	\$12,950,686	\$2,701,847	\$15,652,532	



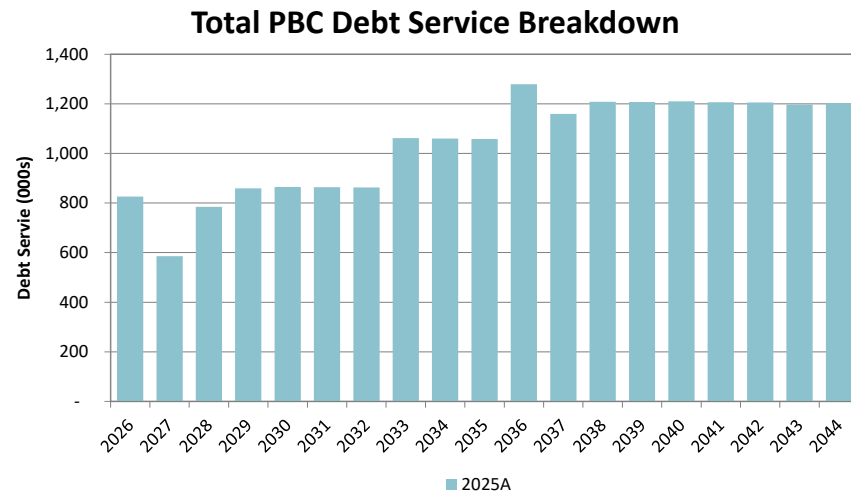
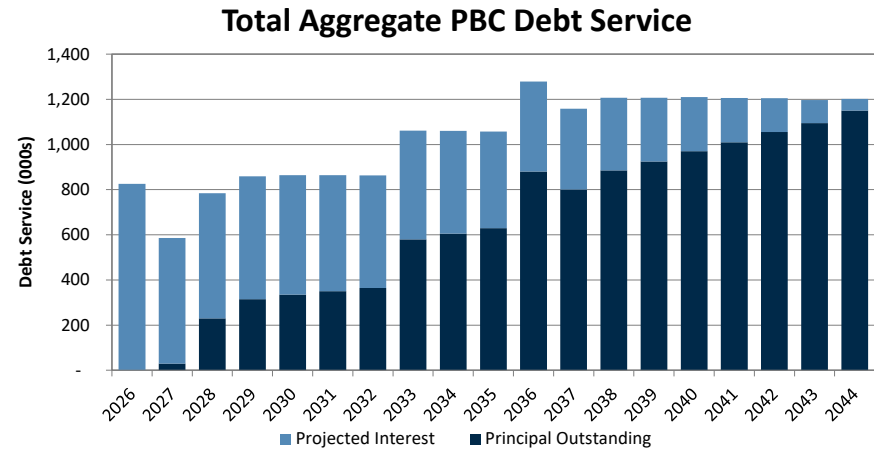
Debt profile – summary of outstanding sewer debt

City of Emporia, Kansas Summary of Outstanding Debt - Sewer Bonds				
Fiscal Year (12/31)	Principal Outstanding	Projected Interest	Projected Debt Service	Principal Balance
2026	\$1,993,963	\$757,728	\$2,751,691	\$28,113,069
2027	2,049,549	708,692	2,758,241	26,063,521
2028	1,990,730	658,011	2,648,741	24,072,790
2029	2,047,520	610,221	2,657,741	22,025,270
2030	2,094,929	560,512	2,655,441	19,930,341
2031	2,142,970	509,671	2,652,641	17,787,371
2032	2,196,656	457,160	2,653,816	15,590,715
2033	2,255,997	403,044	2,659,041	13,334,718
2034	2,266,009	347,132	2,613,141	11,068,709
2035	2,321,703	290,738	2,612,441	8,747,006
2036	2,378,092	236,149	2,614,241	6,368,914
2037	2,440,191	180,050	2,620,241	3,928,722
2038	1,733,722	122,227	1,855,950	2,195,000
2039	405,000	90,106	495,106	1,790,000
2040	420,000	73,906	493,906	1,370,000
2041	440,000	57,106	497,106	930,000
2042	455,000	38,956	493,956	475,000
2043	475,000	20,188	495,188	0
Total	\$30,107,032	\$6,121,598	\$36,228,630	



Debt profile – summary of outstanding pbc revenue bonds

City of Emporia, Kansas Summary of Outstanding Debt Public Building Commission Bonds As of January 1, 2026				
Fiscal Year (12/31)	Principal Outstanding	Projected Interest	Projected Debt Service	Principal Balance
2026	\$0	\$825,616	\$825,616	\$12,210,000
2027	30,000	555,555	585,555	12,180,000
2028	230,000	554,190	784,190	11,950,000
2029	315,000	543,725	858,725	11,635,000
2030	335,000	529,393	864,393	11,300,000
2031	350,000	514,150	864,150	10,950,000
2032	365,000	498,225	863,225	10,585,000
2033	580,000	481,618	1,061,618	10,005,000
2034	605,000	455,228	1,060,228	9,400,000
2035	630,000	427,700	1,057,700	8,770,000
2036	880,000	399,035	1,279,035	7,890,000
2037	800,000	358,995	1,158,995	7,090,000
2038	885,000	322,595	1,207,595	6,205,000
2039	925,000	282,328	1,207,328	5,280,000
2040	970,000	240,240	1,210,240	4,310,000
2041	1,010,000	196,105	1,206,105	3,300,000
2042	1,055,000	150,150	1,205,150	2,245,000
2043	1,095,000	102,148	1,197,148	1,150,000
2044	1,150,000	52,325	1,202,325	0
Total	\$12,210,000	\$7,489,319	\$19,699,319	

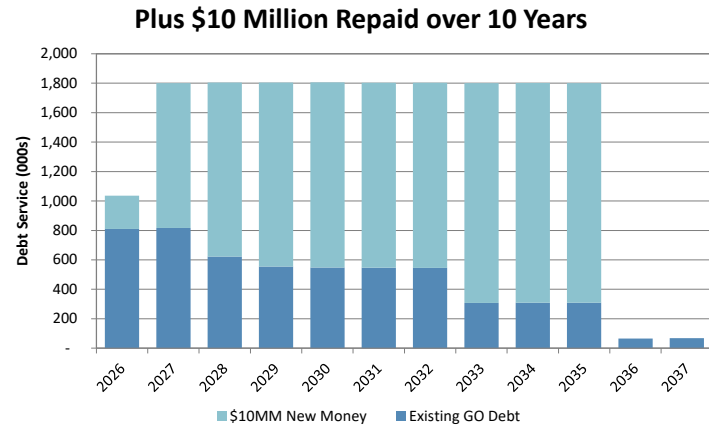


Debt profile – summary of outstanding pbc revenue bonds

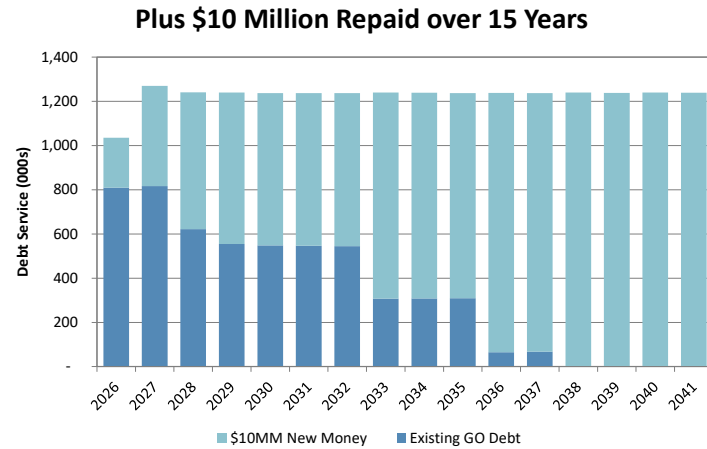
Issue Name Series Dated	Revenue Bonds 2025A 3/13/2025			Aggregate Debt Service Payments					
	Payment Date	Principal	Interest	Total	Principal	Interest	Total	Fiscal Year Payment	Fiscal Year (12/31)
03/01/26	0	547,839	547,839	0	547,839	547,839	0		
09/01/26	0	277,778	277,778	0	277,778	277,778	825,616	2026	
03/01/27	0	277,778	277,778	0	277,778	277,778	0		
09/01/27	30,000	277,778	307,778	30,000	277,778	307,778	585,555	2027	
03/01/28	0	277,095	277,095	0	277,095	277,095	0		
09/01/28	230,000	277,095	507,095	230,000	277,095	507,095	784,190	2028	
03/01/29	0	271,863	271,863	0	271,863	271,863	0		
09/01/29	315,000	271,863	586,863	315,000	271,863	586,863	858,725	2029	
03/01/30	0	264,696	264,696	0	264,696	264,696	0		
09/01/30	335,000	264,696	599,696	335,000	264,696	599,696	864,393	2030	
03/01/31	0	257,075	257,075	0	257,075	257,075	0		
09/01/31	350,000	257,075	607,075	350,000	257,075	607,075	864,150	2031	
03/01/32	0	249,113	249,113	0	249,113	249,113	0		
09/01/32	365,000	249,113	614,113	365,000	249,113	614,113	863,225	2032	
03/01/33	0	240,809	240,809	0	240,809	240,809	0		
09/01/33	580,000	240,809	820,809	580,000	240,809	820,809	1,061,618	2033	
03/01/34	0	227,614	227,614	0	227,614	227,614	0		
09/01/34	605,000	227,614	832,614	605,000	227,614	832,614	1,060,228	2034	
03/01/35	0	213,850	213,850	0	213,850	213,850	0		
09/01/35	630,000	213,850	843,850	630,000	213,850	843,850	1,057,700	2035	
03/01/36	0	199,518	199,518	0	199,518	199,518	0		
09/01/36	880,000	199,518	1,079,518	880,000	199,518	1,079,518	1,279,035	2036	
03/01/37	0	179,498	179,498	0	179,498	179,498	0		
09/01/37	800,000	179,498	979,498	800,000	179,498	979,498	1,158,995	2037	
03/01/38	0	161,298	161,298	0	161,298	161,298	0		
09/01/38	885,000	161,298	1,046,298	885,000	161,298	1,046,298	1,207,595	2038	
03/01/39	0	141,164	141,164	0	141,164	141,164	0		
09/01/39	925,000	141,164	1,066,164	925,000	141,164	1,066,164	1,207,328	2039	
03/01/40	0	120,120	120,120	0	120,120	120,120	0		
09/01/40	970,000	120,120	1,090,120	970,000	120,120	1,090,120	1,210,240	2040	
03/01/41	0	98,053	98,053	0	98,053	98,053	0		
09/01/41	1,010,000	98,053	1,108,053	1,010,000	98,053	1,108,053	1,206,105	2041	
03/01/42	0	75,075	75,075	0	75,075	75,075	0		
09/01/42	1,055,000	75,075	1,130,075	1,055,000	75,075	1,130,075	1,205,150	2042	
03/01/43	0	51,074	51,074	0	51,074	51,074	0		
09/01/43	1,095,000	51,074	1,146,074	1,095,000	51,074	1,146,074	1,197,148	2043	
03/01/44	0	26,163	26,163	0	26,163	26,163	0		
09/01/44	1,150,000	26,163	1,176,163	1,150,000	26,163	1,176,163	1,202,325	2044	
Total	\$12,210,000	\$7,489,319	\$19,699,319	\$12,210,000	\$7,489,319	\$19,699,319	\$19,699,319		

ADDITIONAL DEBT CAPACITY – GENERAL OBLIGATION BONDS

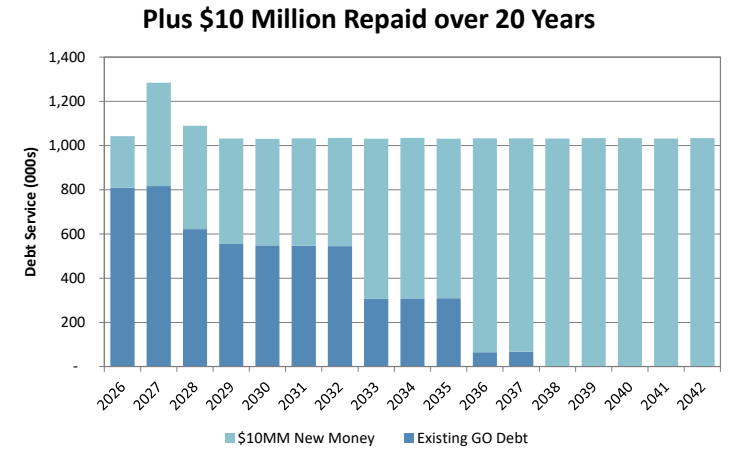
Existing aggregate general obligation debt service plus \$10 million new money



Debt Service Sensitivity	
-25 Basis Points	\$11,737,959
Current Rates	\$11,891,489
+25 Basis Points	\$12,052,824



Debt Service Sensitivity	
-25 Basis Points	\$13,864,510
Current Rates	\$14,147,865
+25 Basis Points	\$14,434,606



Debt Service Sensitivity	
-25 Basis Points	\$16,098,125
Current Rates	\$16,500,327
+25 Basis Points	\$16,910,760

Additional debt capacity

	General Obligation	Water System	Sewer System
Maximum Annual Debt Service	\$816,750	\$1,920,959	\$2,758,241
Year of Maximum Annual Debt Service	2027	2026	2027
Additional Bond Proceeds within Maximum Annual Debt Service over 20 Years	\$7,576,400	\$15,959,428	\$0

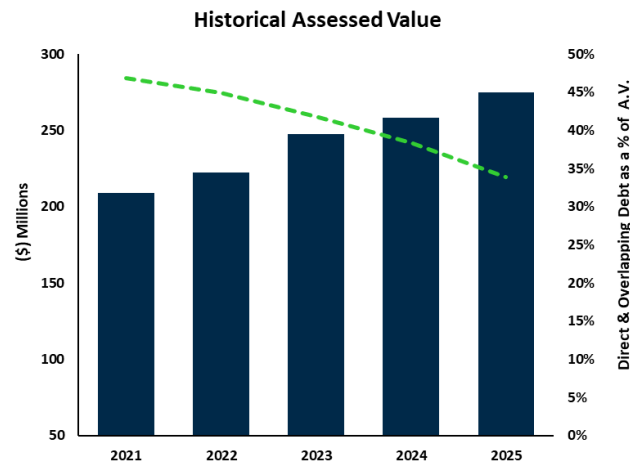
FINANCIAL OVERVIEW

Rating categories

Fitch	S&P	Moody's	Rating grade description (Moody's)					
AAA	AAA	Aaa	Investment grade	Minimal credit risk				
AA+	AA+	Aa1		Investment grade	Very low credit risk			
AA	AA	Aa2						
AA-	AA-	Aa3						
A+	A+	A1			Investment grade	Low credit risk		
A	A	A2						
A-	A-	A3						
BBB+	BBB+	Baa1				Investment grade	Moderate credit risk	
BBB	BBB	Baa2						
BBB-	BBB-	Baa3						
BB+	BB+	Ba1	Speculative grade	Substantial credit risk				
BB	BB	Ba2						
BB-	BB-	Ba3						
B+	B+	B1		Speculative grade	High credit risk			
B	B	B2						
B-	B-	B3						
CCC+	CCC+	Caa1			Speculative grade	Very high credit risk		
CCC	CCC	Caa2						
CCC-	CCC-	Caa3						
CC	CC	Ca				Speculative grade	In or near default, with possibility of recovery	
C	C							
DDD	SD	C					Speculative grade	In default, with little chance of recovery
DD	D							
D								

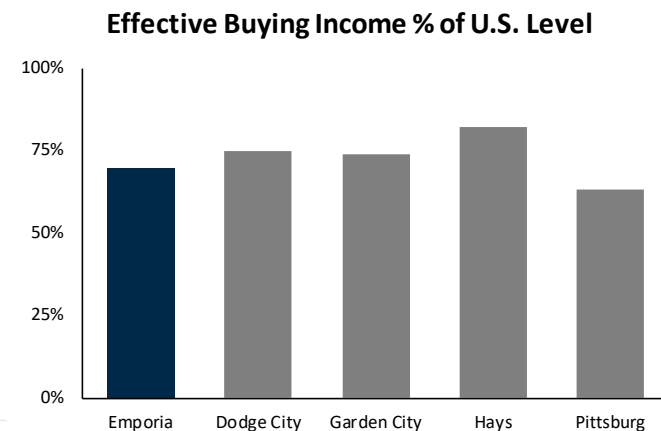
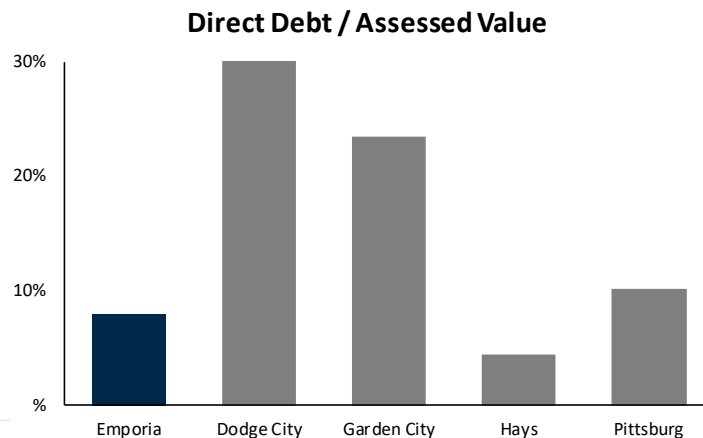
City of Emporia debt ratio

	2021	2022	2023	2024	2025
Assessed Valuation (Includes Motor Vehicle)	209,189,906	222,433,396	247,522,664	258,202,054	275,198,371
Estimated Actual Valuation	1,100,999,505	1,170,702,084	1,302,750,863	1,358,958,179	1,448,412,479
Outstanding General Obligation Debt (Includes Utility Portion)	18,050,000	21,635,000	27,170,000	24,515,000	21,875,000
Net Overlapping Debt	79,925,013	78,264,973	76,279,612	74,526,991	71,495,700
Population	24,343	23,938	23,941	24,354	24,418
Direct debt per capita	741	904	1,135	1,007	896
Direct and overlapping debt per capita	4,025	4,173	4,321	4,067	3,824
Direct debt as a percentage of Assessed Valuation	8.63%	9.73%	10.98%	9.49%	7.95%
Direct debt as a percentage of Estimated Actual Valuation	1.64%	1.85%	2.09%	1.80%	1.51%
Direct & overlapping debt as a percentage of Assessed Valuation	46.84%	44.91%	41.79%	38.36%	33.93%
Direct & overlapping debt as a percentage of Estimated Actual Valuation	8.90%	8.53%	7.94%	7.29%	6.45%



City of Emporia debt ratio

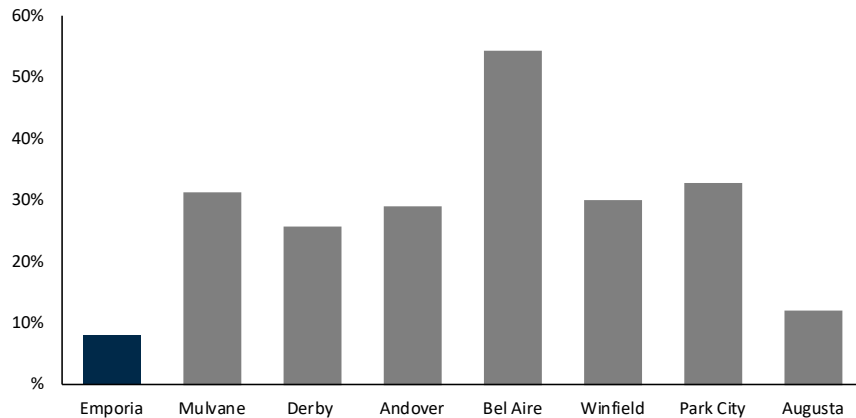
City Rating	Comparable Ratios				
	City of Emporia --/AA/--	City of Dodge City --/A+/--	City of Garden City Aa3/--/--	City of Hays --/AA/--	City of Pittsburg --/AA/--
Effective Buying Income % of U.S. Level	69.2%	75.0%	73.8%	82.0%	63.0%
General Fund Balance	\$6,818,441	\$4,656,678	\$9,185,938	\$2,100,664	\$12,280,948
Governmental Fund Balance	\$25,457,706	\$26,197,848	\$42,819,760	\$22,384,328	\$28,100,410
Direct Debt / Assessed Value	7.95%	33.80%	23.51%	4.45%	10.25%
Gov. Available Cash Coverage of Gov. D/S	12.7x	3.4x	6.1x	4.4x	16.9x
Net Debt / Capita	\$1,007	\$2,941	\$2,818	\$721	\$924
Available Fund Balance % of Operating Expenses	81.9%	37.1%	63.7%	41.7%	87.0%



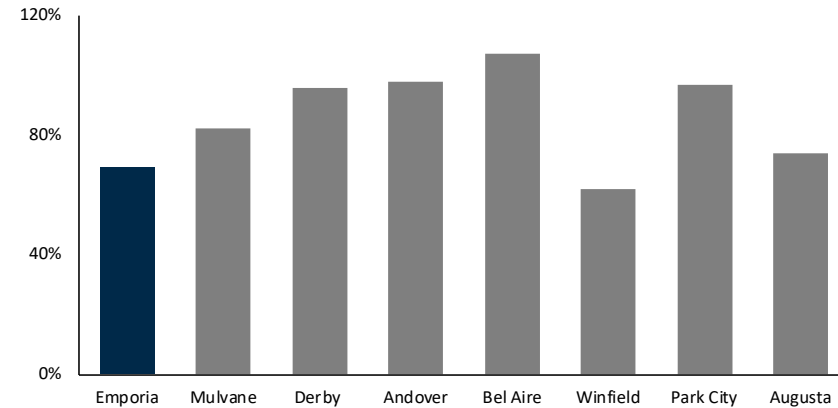
City of Emporia debt ratio

City Rating	Comparable Ratios							
	City of Emporia --/AA-/--	City of Mulvane --/AA-/--	City of Derby --/AA-/--	City of Andover --/AA-/--	City of Bel Aire --/AA-/--	City of Winfield --/A+/-	City of Park City --/AA-/--	City of Augusta --/AA-/--
Effective Buying Income % of U.S. Level	69.2%	82.0%	96.0%	98.0%	107.0%	62.0%	97.0%	74.1%
General Fund Balance	\$6,818,441	\$5,978,259	\$14,541,326	\$4,675,990	\$3,416,646	\$1,957,245	\$7,746,768	\$1,339,580
Governmental Fund Balance	\$25,457,706	\$16,363,617	\$40,518,139	\$33,830,464	\$28,839,474	\$15,939,847	\$28,009,621	\$18,426,597
Direct Debt / Assessed Value	7.95%	31.26%	25.82%	29.01%	54.51%	30.16%	32.87%	11.97%
Gov. Available Cash Coverage of Gov. D/S	12.7x	4.5x	2.3x	8.3x	2.1x	7.5x	8.0x	8.2x
Net Debt / Capita	\$1,007	\$4,051	\$3,329	\$5,418	\$8,199	\$2,828	\$5,921	\$1,273
Available Fund Balance % of Operating Expenses	81.9%	141.9%	71.9%	69.2%	261.6%	106.5%	73.4%	69.6%

Direct Debt / Assessed Value



Effective Buying Income % of U.S. Level



HISTORICAL FUND BALANCES

Historical fund balance overview

City of Emporia, Kansas												
FY End 12/31	General Fund	Multi-Year Improvement Fund	Convention and Tourism Promotion Fund	Special Alcohol Program Fund	Special Park and Recreation Fund	Industrial Development Sales Tax Fund	Bond and Interest Fund	Water Fund	Sewer Fund	Health Insurance Fund	Workers' Comp Fund	Solid Waste Fund
2005	13,046	-	27,132	30,015	15,525	845,649	105,875	220,271	338,407	-	-	66,446
2006	388,828	-	33,064	53,687	86,186	1,017,528	253,873	396,809	684,219	-	-	214,518
2007	1,271,200	-	82,955	68,929	68,895	807,011	240,727	968,276	1,268,051	-	-	236,330
2008	1,539,032	-	132,417	93,467	92,920	172,237	471,052	1,079,829	2,003,061	233,417	64,047	207,260
2009	1,205,826	(20,160)	64,187	87,163	144,620	4,095	443,006	1,187,556	2,365,479	478,328	251,334	621,467
2010	3,109,522	489,907	84,537	74,415	154,776	189,643	210,861	1,169,899	3,054,122	97,661	325,848	1,440,128
2011	3,436,994	998,905	35,468	50,604	202,778	312,363	160,421	1,651,570	1,699,598	78,875	895,931	2,043,474
2012	3,243,137	1,251,061	42,498	30,831	253,359	412,301	696,238	1,568,619	1,705,518	191,717	1,206,124	2,780,198
2013	3,335,274	664,658	144,451	13,470	323,107	549,019	600,676	1,200,092	3,111,676	191,582	1,346,105	2,476,128
2014	3,540,118	844,430	98,540	30,170	391,239	716,857	448,296	1,277,566	3,085,299	192,075	1,269,867	2,041,820
2015	3,581,570	338,269	290,642	42,986	274,111	574,165	471,327	2,498,628	2,627,434	190,244	1,237,012	2,412,321
2016	3,285,630	1,119,079	289,494	75,671	152,525	225,882	277,343	2,394,883	884,677	160,586	1,176,716	2,198,697
2017	3,633,385	1,259,422	299,556	89,549	224,704	211,360	433,646	1,684,659	1,316,167	154,762	1,207,593	2,263,885
2018	3,700,301	1,612,865	388,105	83,216	42,101	397,628	919,890	1,282,371	2,458,831	385,389	905,281	2,447,244
2019	4,155,391	1,731,254	522,927	100,656	66,684	436,802	749,434	2,036,236	2,058,232	1,094,436	1,021,629	3,110,960
2020	4,300,392	2,322,324	514,737	73,443	117,929	442,852	883,335	2,630,860	2,616,764	1,500,000	1,374,762	3,590,793
2021	5,372,544	3,597,626	649,122	89,340	128,117	347,076	1,340,014	2,845,575	2,713,408	2,211,206	1,954,927	4,264,042
2022	7,430,687	3,431,849	811,304	103,198	83,363	1,423,875	1,986,995	3,299,205	2,105,020	2,400,302	2,330,026	3,827,909
2023	8,263,557	3,824,029	1,007,603	120,434	115,908	1,330,808	2,378,112	5,972,503	1,086,785	2,772,566	2,284,403	3,685,500
2024	6,818,441	2,772,727	671,186	122,644	208,435	1,047,464	3,993,697	-	640,981	2,556,053	2,340,540	3,203,765
2025	6,166,277	3,051,206	723,916	108,354	74,446	908,071	5,581,482	419,878	1,049,556	2,155,951	2,157,078	1,584,526

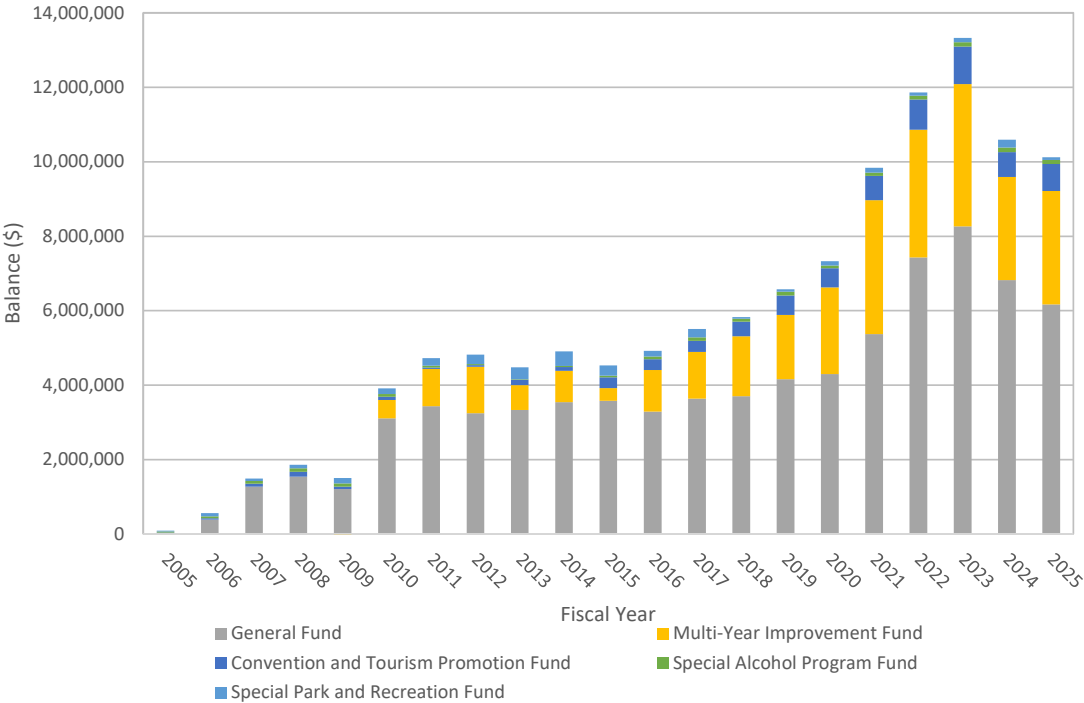
Source: City's Financials

General, multi-year improvement, convention and tourism promotion, special alcohol program and special park and recreation

FY End 12/31	General Fund	Multi-Year Improvement Fund	Convention and Tourism Promotion Fund	Special Alcohol Program Fund	Special Park and Recreation Fund
2005	13,046	-	27,132	30,015	15,525
2006	388,828	-	33,064	53,687	86,186
2007	1,271,200	-	82,955	68,929	68,895
2008	1,539,032	-	132,417	93,467	92,920
2009	1,205,826	(20,160)	64,187	87,163	144,620
2010	3,109,522	489,907	84,537	74,415	154,776
2011	3,436,994	998,905	35,468	50,604	202,778
2012	3,243,137	1,251,061	42,498	30,831	253,359
2013	3,335,274	664,658	144,451	13,470	323,107
2014	3,540,118	844,430	98,540	30,170	391,239
2015	3,581,570	338,269	290,642	42,986	274,111
2016	3,285,630	1,119,079	289,494	75,671	152,525
2017	3,633,385	1,259,422	299,556	89,549	224,704
2018	3,700,301	1,612,865	388,105	83,216	42,101
2019	4,155,391	1,731,254	522,927	100,656	66,684
2020	4,300,392	2,322,324	514,737	73,443	117,929
2021	5,372,544	3,597,626	649,122	89,340	128,117
2022	7,430,687	3,431,849	811,304	103,198	83,363
2023	8,263,557	3,824,029	1,007,603	120,434	115,908
2024	6,818,441	2,772,727	671,186	122,644	208,435
2025	6,166,277	3,051,206	723,916	108,354	74,446

Source: City's Financials

City of Emporia, Kansas
Fund Balance History

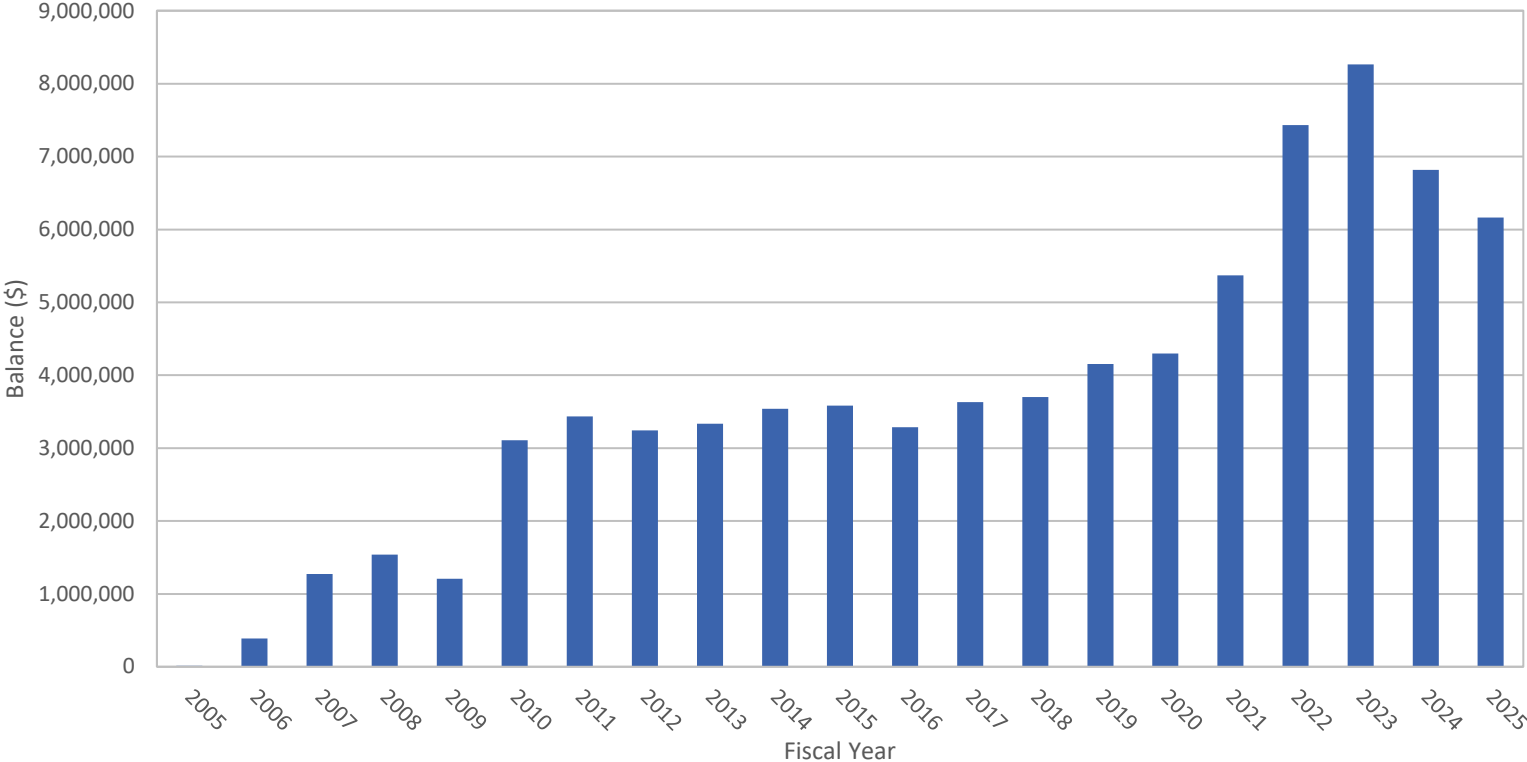


General fund historical balance

FY End 12/31	General Fund
2005	13,046
2006	388,828
2007	1,271,200
2008	1,539,032
2009	1,205,826
2010	3,109,522
2011	3,436,994
2012	3,243,137
2013	3,335,274
2014	3,540,118
2015	3,581,570
2016	3,285,630
2017	3,633,385
2018	3,700,301
2019	4,155,391
2020	4,300,392
2021	5,372,544
2022	7,430,687
2023	8,263,557
2024	6,818,441
2025	6,166,277

Source: City's Financials

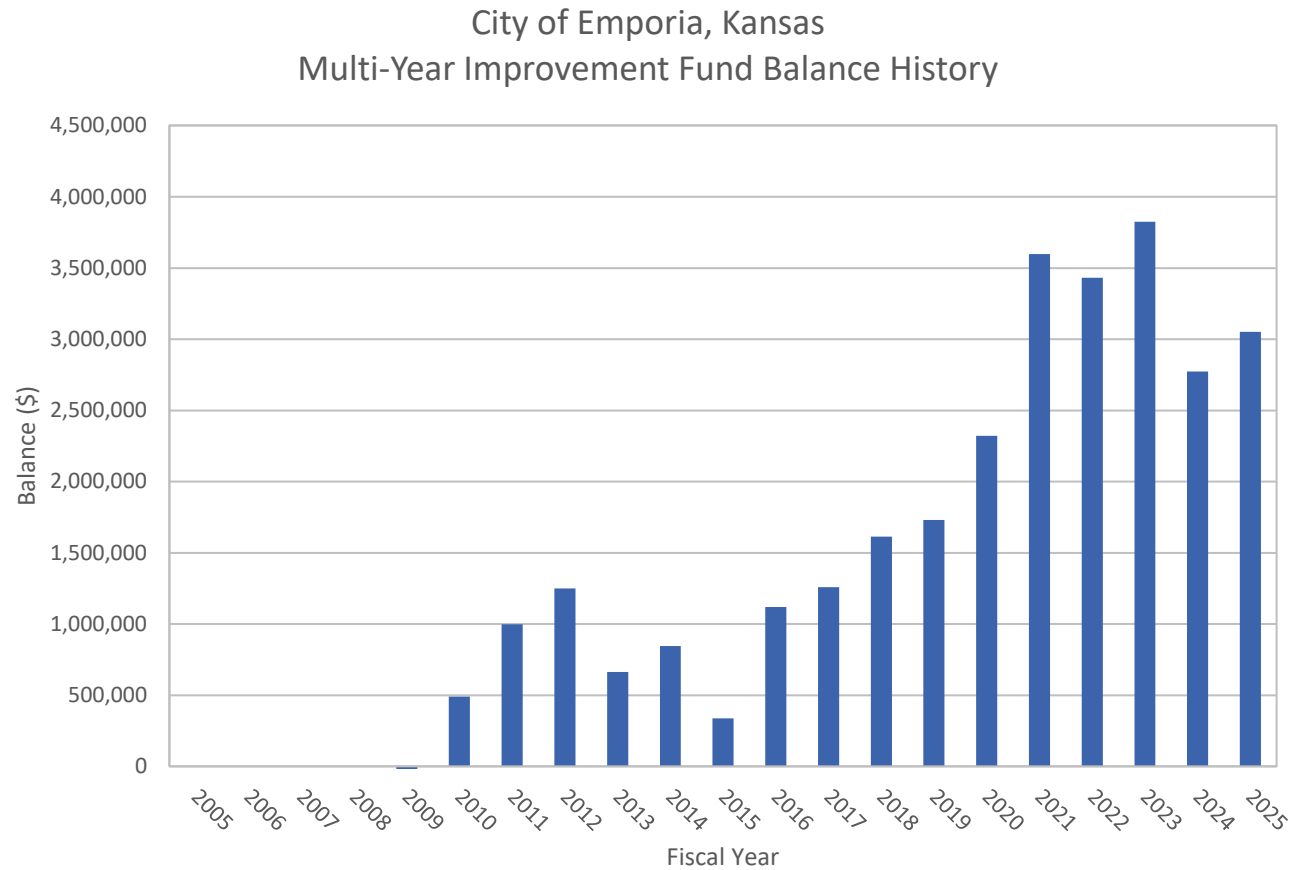
City of Emporia, Kansas
General Fund Balance History



Multi-year improvement fund historical balance

FY End 12/31	Multi-Year Improvement Fund
2005	-
2006	-
2007	-
2008	-
2009	(20,160)
2010	489,907
2011	998,905
2012	1,251,061
2013	664,658
2014	844,430
2015	338,269
2016	1,119,079
2017	1,259,422
2018	1,612,865
2019	1,731,254
2020	2,322,324
2021	3,597,626
2022	3,431,849
2023	3,824,029
2024	2,772,727
2025	3,051,206

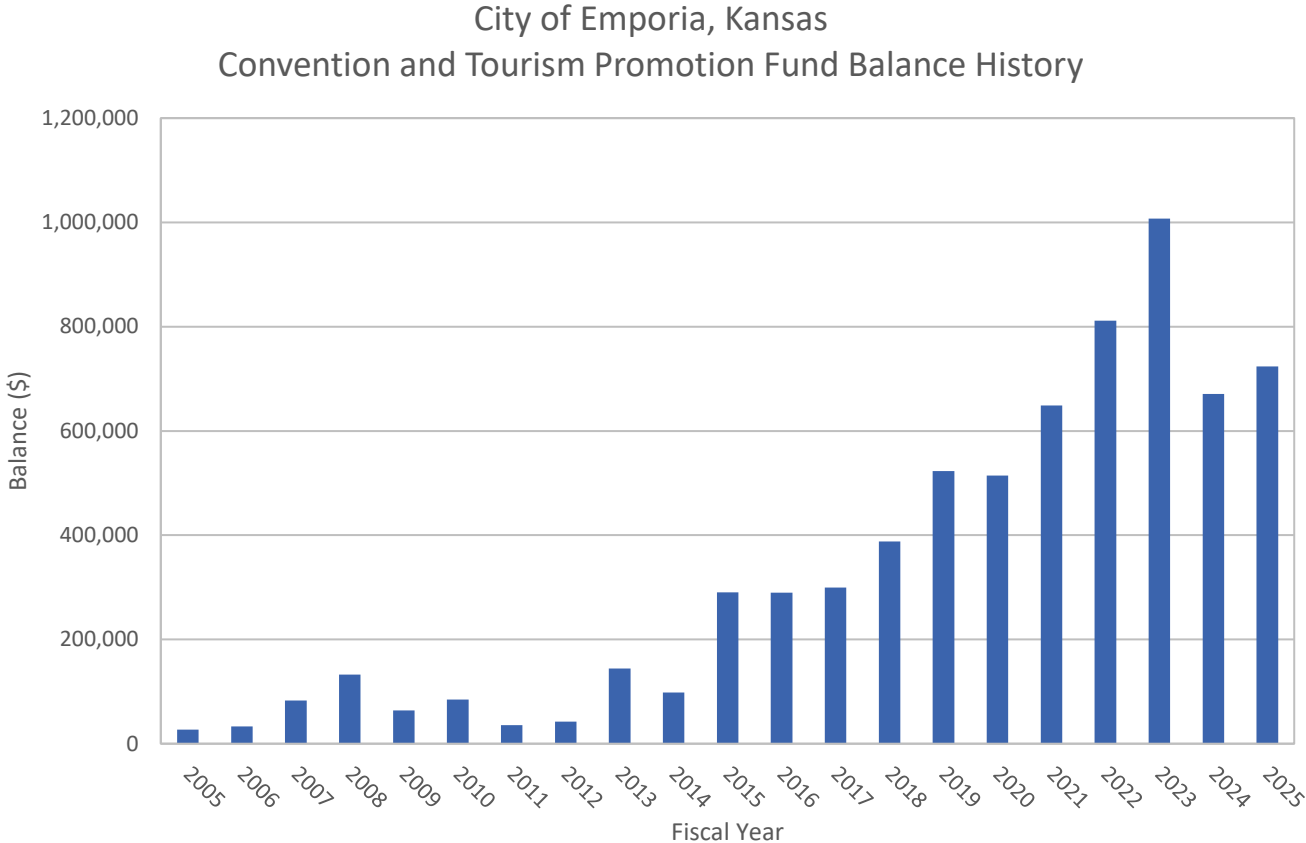
Source: City's Financials



Convention and tourism promotion fund historical balance

FY End 12/31	Convention and Tourism Promotion Fund
2005	27,132
2006	33,064
2007	82,955
2008	132,417
2009	64,187
2010	84,537
2011	35,468
2012	42,498
2013	144,451
2014	98,540
2015	290,642
2016	289,494
2017	299,556
2018	388,105
2019	522,927
2020	514,737
2021	649,122
2022	811,304
2023	1,007,603
2024	671,186
2025	723,916

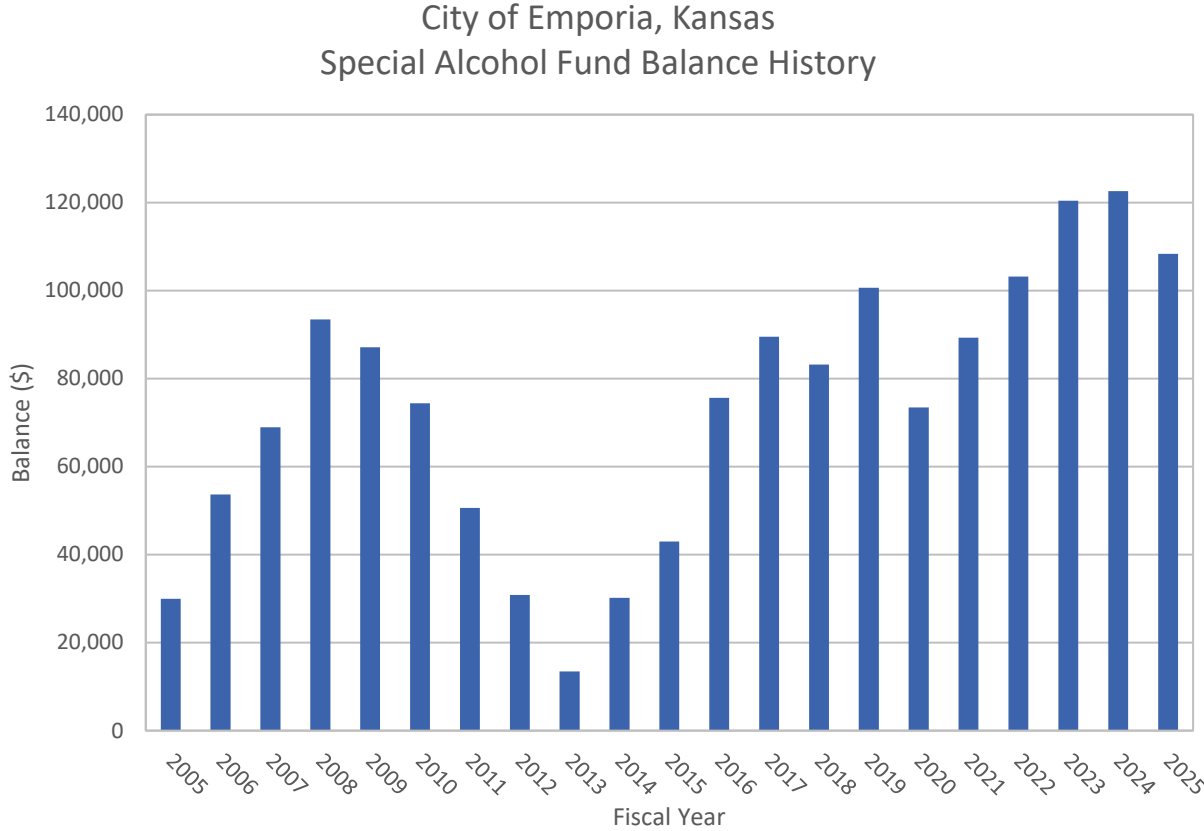
Source: City's Financials



Special alcohol program historical balance

FY End 12/31	Special Alcohol Program Fund
2005	30,015
2006	53,687
2007	68,929
2008	93,467
2009	87,163
2010	74,415
2011	50,604
2012	30,831
2013	13,470
2014	30,170
2015	42,986
2016	75,671
2017	89,549
2018	83,216
2019	100,656
2020	73,443
2021	89,340
2022	103,198
2023	120,434
2024	122,644
2025	108,354

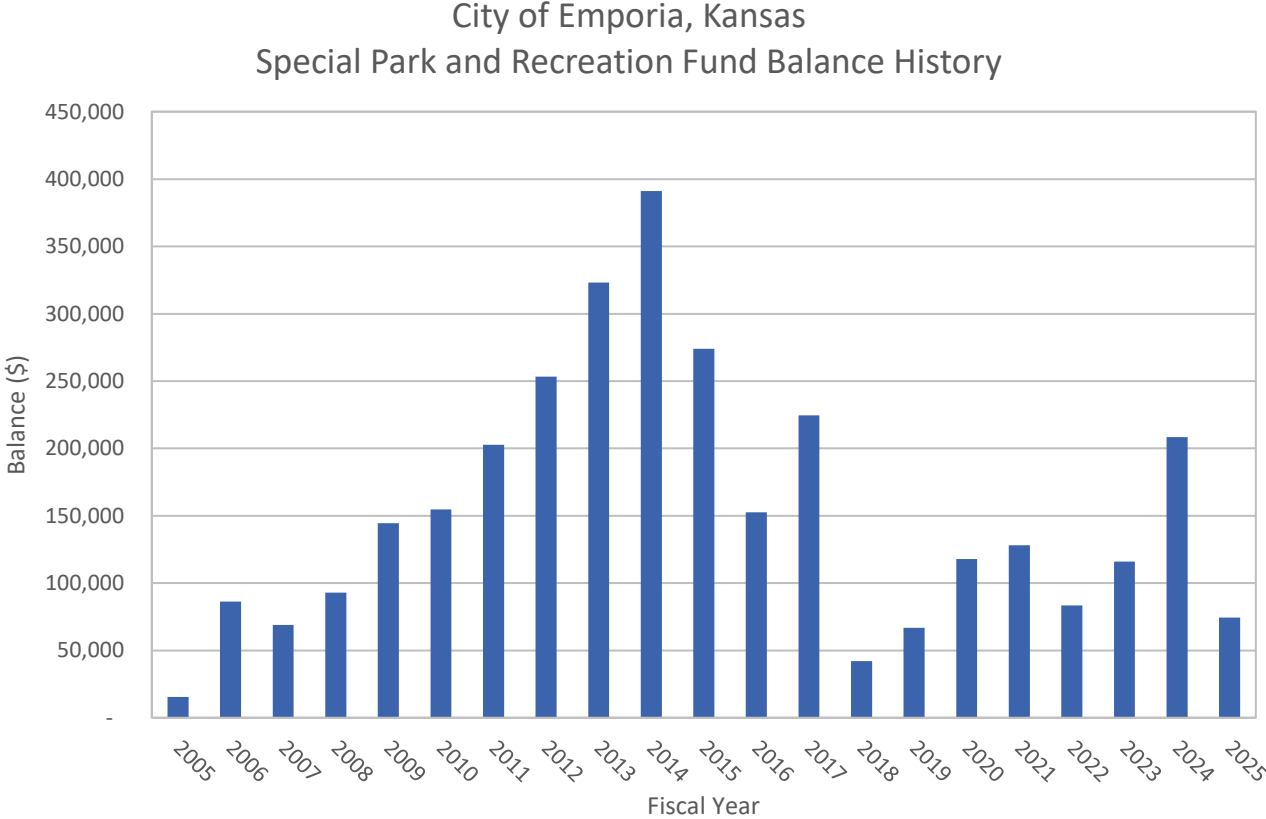
Source: City's Financials



Special park and recreation fund historical balance

FY End 12/31	Special Park and Recreation Fund
2005	15,525
2006	86,186
2007	68,895
2008	92,920
2009	144,620
2010	154,776
2011	202,778
2012	253,359
2013	323,107
2014	391,239
2015	274,111
2016	152,525
2017	224,704
2018	42,101
2019	66,684
2020	117,929
2021	128,117
2022	83,363
2023	115,908
2024	208,435
2025	74,446

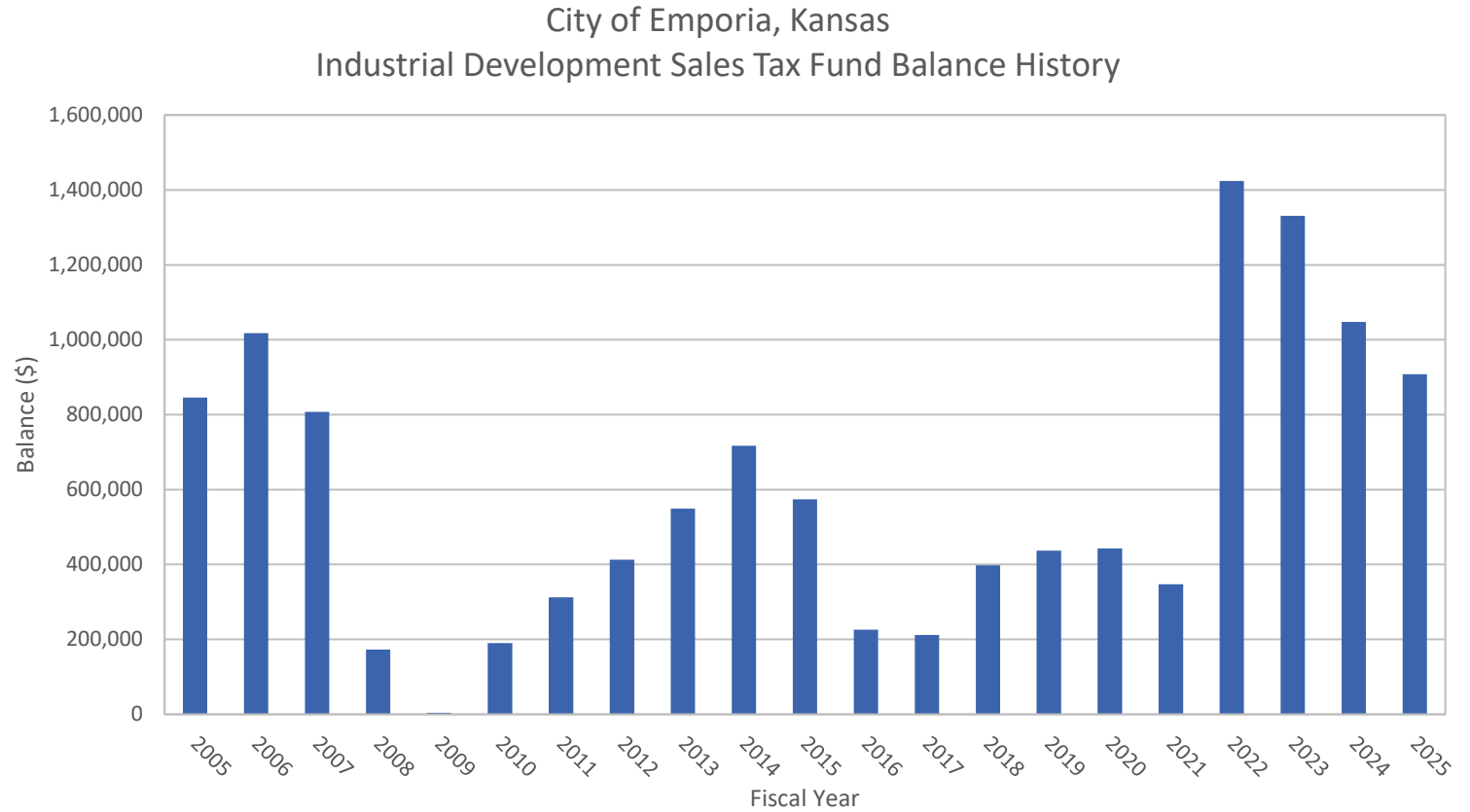
Source: City's Financials



Industrial development sales tax fund historical balance

FY End 12/31	Industrial Development Sales Tax Fund
2005	845,649
2006	1,017,528
2007	807,011
2008	172,237
2009	4,095
2010	189,643
2011	312,363
2012	412,301
2013	549,019
2014	716,857
2015	574,165
2016	225,882
2017	211,360
2018	397,628
2019	436,802
2020	442,852
2021	347,076
2022	1,423,875
2023	1,330,808
2024	1,047,464
2025	908,071

Source: City's Financials

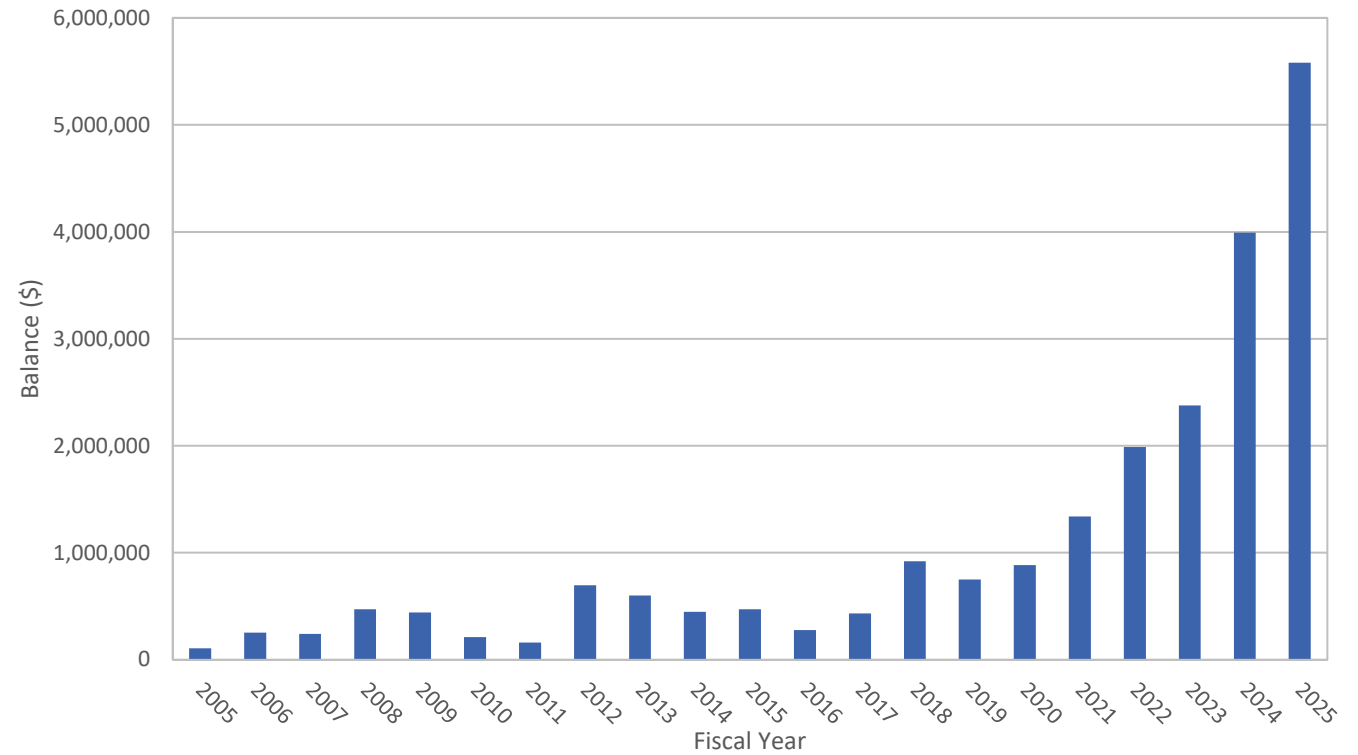


Bond and interest fund historical balance

FY End 12/31	Bond and Interest Fund
2005	105,875
2006	253,873
2007	240,727
2008	471,052
2009	443,006
2010	210,861
2011	160,421
2012	696,238
2013	600,676
2014	448,296
2015	471,327
2016	277,343
2017	433,646
2018	919,890
2019	749,434
2020	883,335
2021	1,340,014
2022	1,986,995
2023	2,378,112
2024	3,993,697
2025	5,581,482

Source: City's Financials

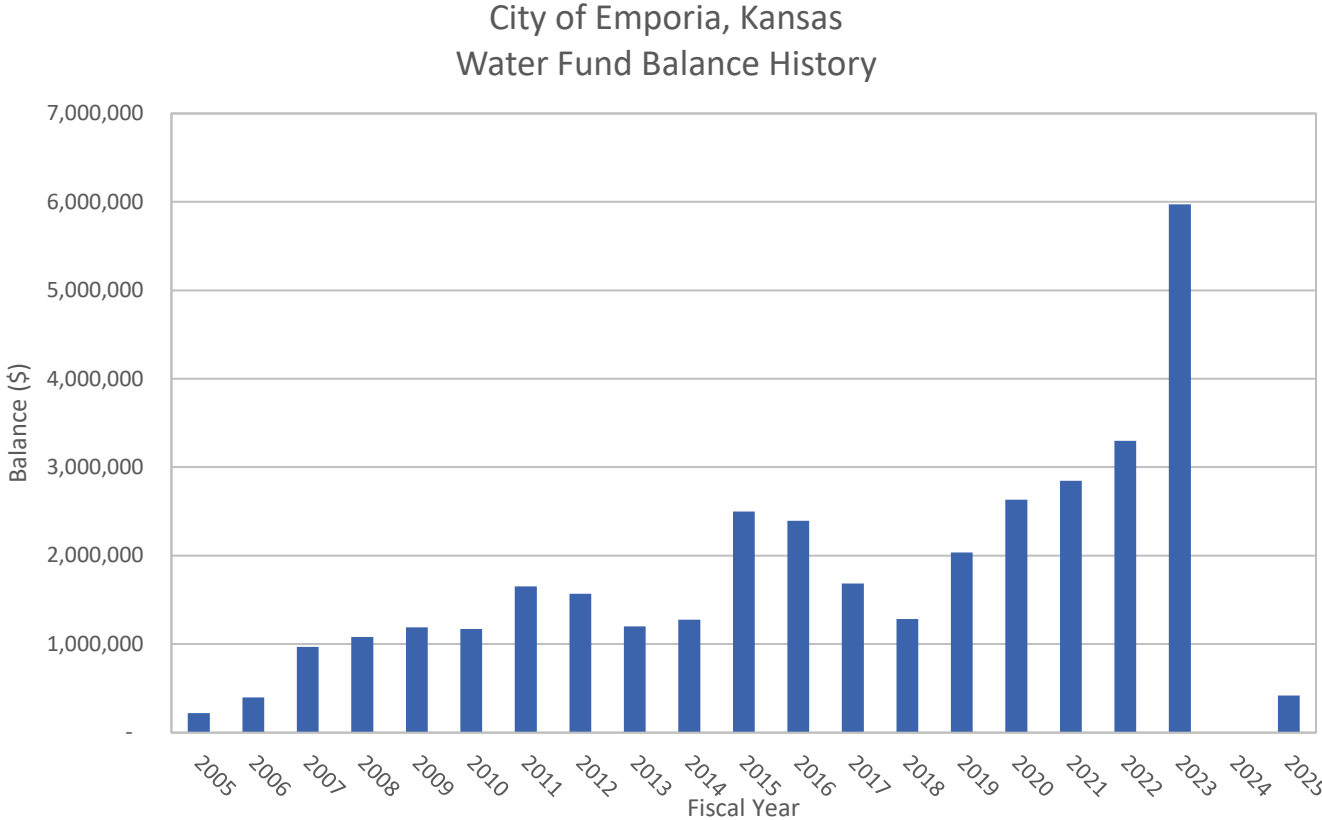
City of Emporia, Kansas
Bond and Interest Fund Balance History



Water fund historical balance

FY End 12/31	Water Fund
2005	220,271
2006	396,809
2007	968,276
2008	1,079,829
2009	1,187,556
2010	1,169,899
2011	1,651,570
2012	1,568,619
2013	1,200,092
2014	1,277,566
2015	2,498,628
2016	2,394,883
2017	1,684,659
2018	1,282,371
2019	2,036,236
2020	2,630,860
2021	2,845,575
2022	3,299,205
2023	5,972,503
2024	-
2025	419,878

Source: City's Financials

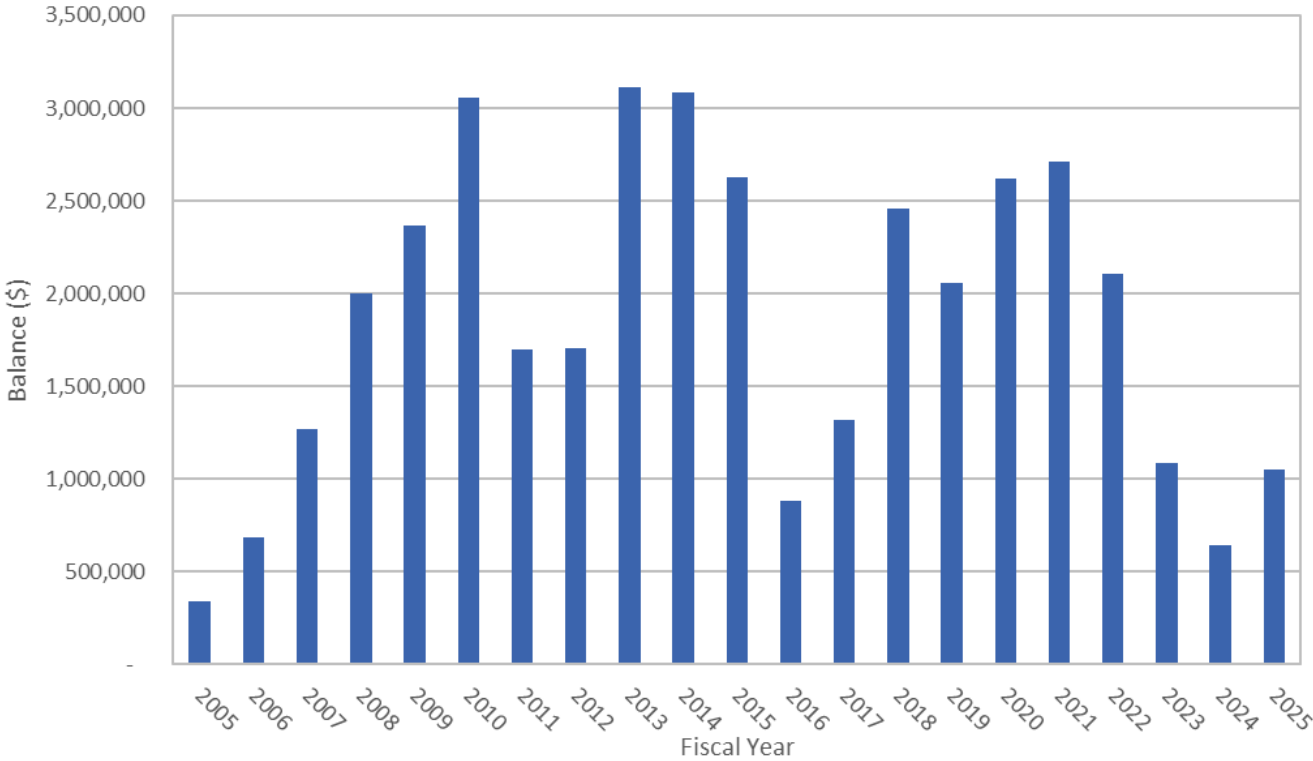


Sewer fund historical balance

FY End 12/31	Sewer Fund
2005	338,407
2006	684,219
2007	1,268,051
2008	2,003,061
2009	2,365,479
2010	3,054,122
2011	1,699,598
2012	1,705,518
2013	3,111,676
2014	3,085,299
2015	2,627,434
2016	884,677
2017	1,316,167
2018	2,458,831
2019	2,058,232
2020	2,616,764
2021	2,713,408
2022	2,105,020
2023	1,086,785
2024	640,981
2025	1,049,556

Source: City's Financials

City of Emporia, Kansas
Sewer Fund Balance History

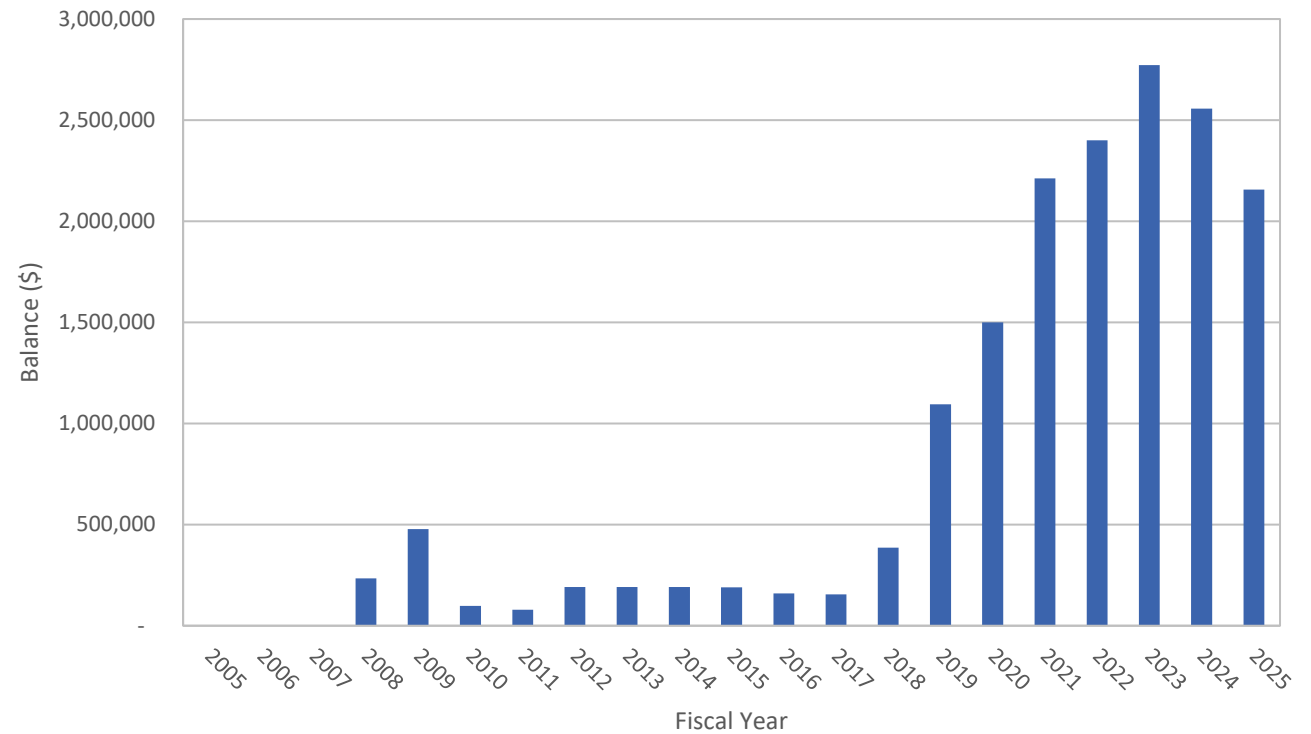


Health insurance fund historical balance

FY End 12/31	Health Insurance Fund
2005	-
2006	-
2007	-
2008	233,417
2009	478,328
2010	97,661
2011	78,875
2012	191,717
2013	191,582
2014	192,075
2015	190,244
2016	160,586
2017	154,762
2018	385,389
2019	1,094,436
2020	1,500,000
2021	2,211,206
2022	2,400,302
2023	2,772,566
2024	2,556,053
2025	2,155,951

Source: City's Financials

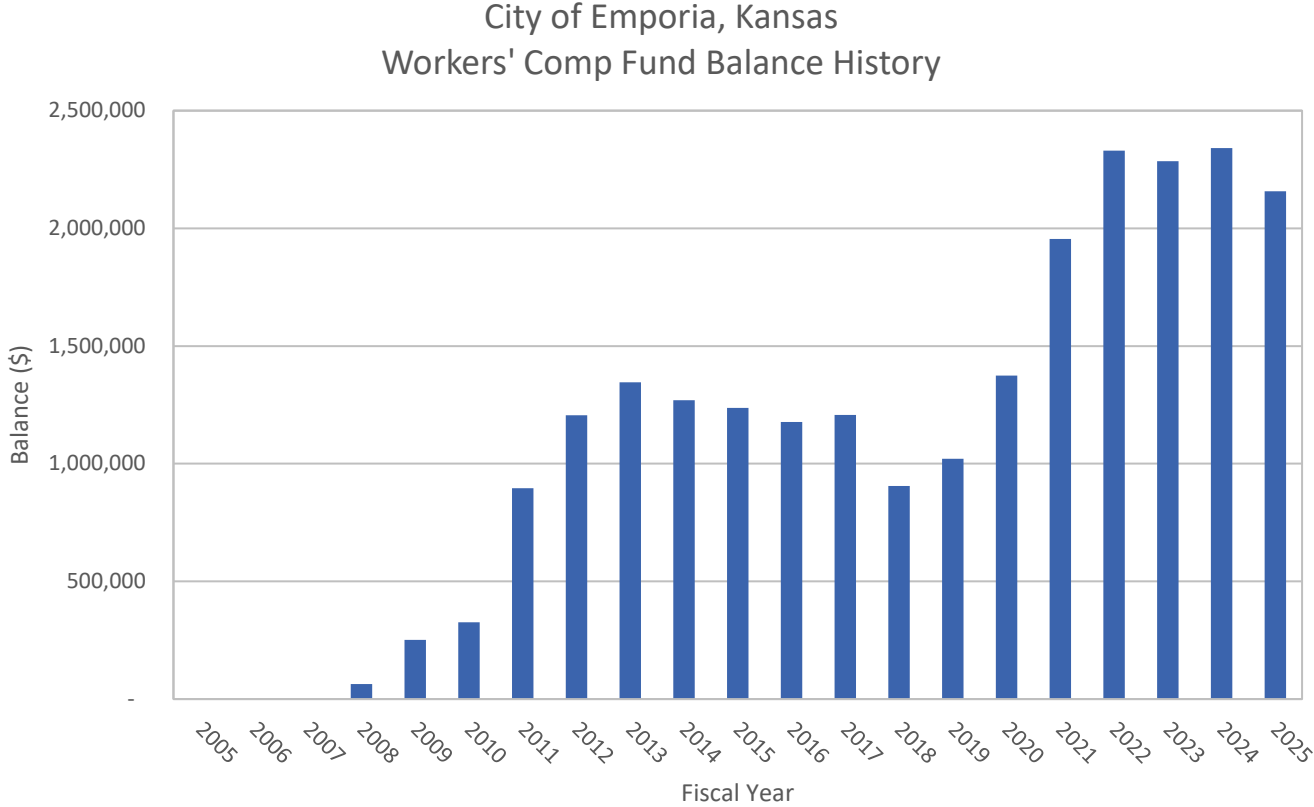
City of Emporia, Kansas
Health Insurance Fund Balance History



Workers' comp fund historical balance

FY End 12/31	Workers' Comp Fund
2005	-
2006	-
2007	-
2008	64,047
2009	251,334
2010	325,848
2011	895,931
2012	1,206,124
2013	1,346,105
2014	1,269,867
2015	1,237,012
2016	1,176,716
2017	1,207,593
2018	905,281
2019	1,021,629
2020	1,374,762
2021	1,954,927
2022	2,330,026
2023	2,284,403
2024	2,340,540
2025	2,157,078

Source: City's Financials

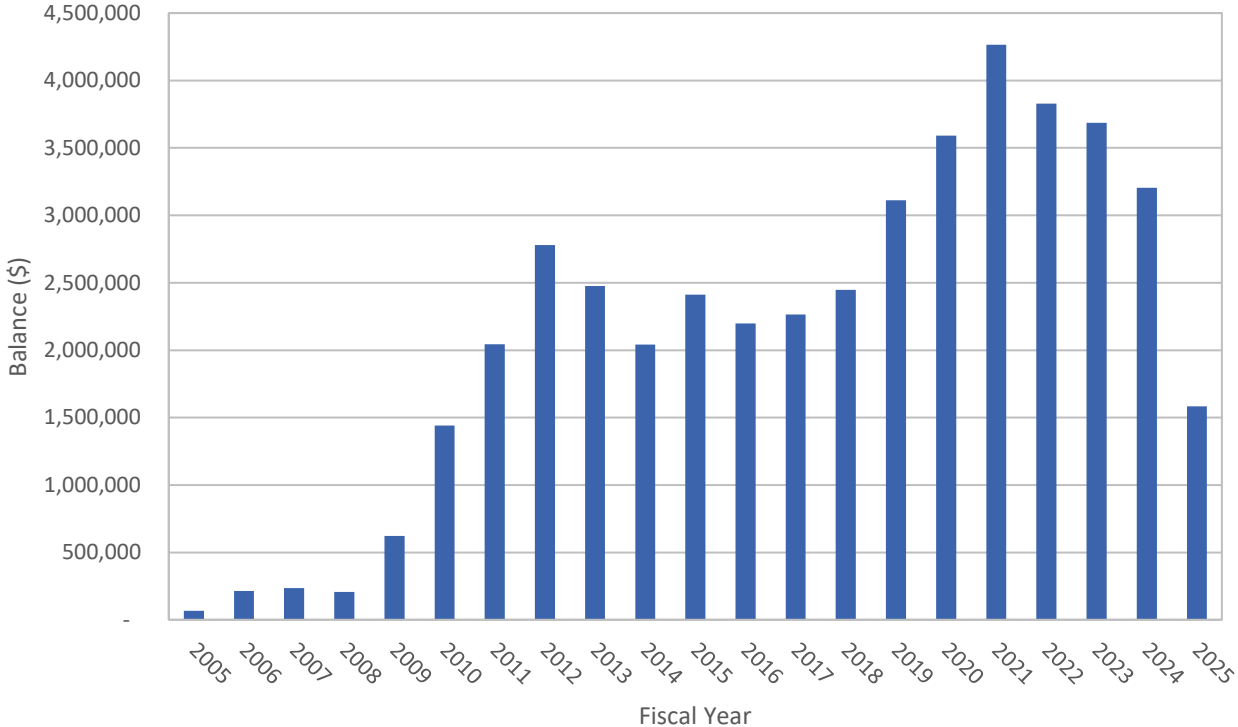


Solid waste fund historical balance

FY End 12/31	Solid Waste Fund
2005	66,446
2006	214,518
2007	236,330
2008	207,260
2009	621,467
2010	1,440,128
2011	2,043,474
2012	2,780,198
2013	2,476,128
2014	2,041,820
2015	2,412,321
2016	2,198,697
2017	2,263,885
2018	2,447,244
2019	3,110,960
2020	3,590,793
2021	4,264,042
2022	3,827,909
2023	3,685,500
2024	3,203,765
2025	1,584,526

Source: City's Financials

City of Emporia, Kansas
Solid Waste Fund Balance History



RATING REPORT

S&P global ratings – October 31, 2023

S&P Global
Ratings

RatingsDirect®

Summary:

Emporia, Kansas; General Obligation

Primary Credit Analyst:

Kristin Button, Dallas + 1 (214) 765 5862; kristin.button@spglobal.com

Secondary Contact:

Katy Vazquez, New York (1) 212-438-1047; katy.vazquez@spglobal.com

Table Of Contents

Credit Highlights

Outlook

Related Research

Summary:

Emporia, Kansas; General Obligation

Credit Profile		
US\$9.925 mil GO bnds due 09/01/2043		
Long Term Rating	AA-/Stable	New
Emporia GO		
Long Term Rating	AA-/Stable	Affirmed
Emporia GO (BAM)		
Unenhanced Rating	AA-(SPUR)/Stable	Affirmed
Emporia GO (BAM)		
Unenhanced Rating	AA-(SPUR)/Stable	Affirmed

Many issues are enhanced by bond insurance.

Credit Highlights

- S&P Global Ratings assigned its 'AA-' rating to the City of Emporia, Kan.'s estimated \$9.9 million series 2023 general obligation (GO) bonds.
- At the same time, S&P Global Ratings affirmed its 'AA-' rating on the city's existing GO debt.
- The outlook is stable.

Security

An unlimited ad valorem tax, levied on all taxable property within the city, secures the GO bonds.

The series 2023 bond proceeds will fund new water meters and various water and sewer upgrades. Although water and sewer revenues are not pledged to the bonds, city officials intend to use these revenues to support debt service.

Credit overview

Emporia has a weak economy represented by wealth and income levels such as market value per capita and projected per capita effective buying income. However, it benefits from its location between the cities of Topeka and Wichita and the local economy is based on manufacturing and processing companies that include pet food production, meat processing, baked goods, and automobile products. The tax base has experienced steady growth although it is somewhat constrained by limited housing stock. Officials practice conservative budgeting, which supports operating surpluses that have increased reserves in both the general fund and the other governmental funds. Fiscal 2022 continued Emporia's recent trend of positive budgetary performance with a \$2 million surplus. As a result, the available general fund balance increased to \$8.9 million, providing the city with sizable financial flexibility. In addition to the general fund, the city has established approximately \$7.7 million available in other funds that has been reserved for future capital outlay but could be available for contingency needs. Unaudited results for fiscal 2023 reflect another \$1 million surplus with strong sales tax collections. The budget for fiscal 2024 includes a slight surplus and there are no plans to draw down on the fund balance. There are currently no plans for additional GO debt so the strong debt profile

S&P global ratings – October 31, 2023

Summary: Emporia, Kansas; General Obligation

Summary: Emporia, Kansas; General Obligation

should remain at least stable.

The rating also reflects the following credit factors for Emporia:

- Additional tax base growth, with several new chain retail stores opening and two housing subdivisions that will add about 80 new homes; there is also potential for a new chip manufacturing plant, located within commuting distance from Emporia, to offer significant employment opportunities to residents in the next few years;
- Very strong general fund available reserves totaling 49% of operating expenditures in fiscal 2022, which exceeds the city's 15% formal policy that will remain at least at this same level with surpluses expected in fiscal years 2023 and 2024;
- Strong management practices and policies that also include five-year rolling long-term financial and capital plans and detailed financial and investment reports that are provided monthly to the city council; the institutional framework score for Kansas is strong; and
- The city's formal debt policy enforces a rapid amortization schedule, which results in a 70% payout in 10 years; the city's pension liability is 6.2% of operating expenditures, which is manageable but is only 70% funded.

Environmental, social, and governance

We have assessed the city's environmental and governance factors and determined they are neutral in our credit analysis. We view social risks as slightly elevated given declining population over the past decade that can pressure revenue growth; however, the population increased about 0.4% in 2022 and officials expect it to stay at least stable.

Outlook

The stable outlook reflects our opinion that the city will sustain at least balanced performance and maintain its very strong reserves in the intermediate term while also maintaining a strong debt profile.

Downside scenario

We could lower the rating if Emporia's financial performance were to deteriorate significantly, leading to a material and sustained weakening of the city's reserve position.

Upside scenario

All other factors remaining equal, we could raise the rating if ongoing economic growth were to boost market value per capita or a per capita effective buying income to a level we consider strong.

Emporia, Kansas—Key credit metrics				
	Most recent	Historical information		
		2022	2021	2020
Very weak economy				
Projected per capita EBI % of U.S.	69.2			
Market value per capita (\$)	53,051.1			
Population (no.)		24,556	24,454	24,717
County unemployment rate(%)		2.5		
Market value (\$000)	1,302,723	1,170,702	1,101,000	

Emporia, Kansas—Key credit metrics (cont.)				
	Most recent	Historical information		
		2022	2021	2020
Ten largest taxpayers % of taxable value	12.7			
Strong budgetary performance				
Operating fund result % of expenditures	11.5	2.0	(22.1)	
Total governmental fund result % of expenditures	7.1	3.6	20.0	
Very strong budgetary flexibility				
Available reserves % of operating expenditures	49.3	32.6	25.1	
Total available reserves (\$000)	8,940	6,804	6,378	
Very strong liquidity				
Total government cash % of governmental fund expenditures	133.1	119.8	123.1	
Total government cash % of governmental fund debt service	2,185.5	1,906.5	2,372.0	
Very strong management				
Financial Management Assessment	Strong			
Strong debt & long-term liabilities				
Debt service % of governmental fund expenditures		6.1	6.3	5.2
Net direct debt % of governmental fund revenue	70.7			
Overall net debt % of market value	5.6			
Direct debt 10-year amortization (%)	70.8			
Required pension contribution % of governmental fund expenditures		6.2		
OPEB actual contribution % of governmental fund expenditures		0		
Strong institutional framework				
EBI—Effective buying income. OPEB—Other postemployment benefits. Data points and ratios may reflect analytical adjustments.				

Related Research

- Through The ESG Lens 3.0: The Intersection Of ESG Credit Factors And U.S. Public Finance Credit Factors, March 2, 2022
- 2022 Update Of Institutional Framework For U.S. Local Governments

Certain terms used in this report, particularly certain adjectives used to express our view on rating relevant factors, have specific meanings ascribed to them in our criteria, and should therefore be read in conjunction with such criteria. Please see Ratings Criteria at www.spglobal.com/ratings for further information. Complete ratings information is available to RatingsDirect subscribers at www.capitaliq.com. All ratings affected by this rating action can be found on S&P Global Ratings' public website at www.spglobal.com/ratings.

Copyright © 2026 by Standard & Poor's Financial Services LLC. All rights reserved.

No content (including ratings, credit-related analyses and data, valuations, model, software or other application or output therefrom) or any part thereof (Content) may be modified, reverse engineered, reproduced or distributed in any form by any means, or stored in a database or retrieval system, without the prior written permission of Standard & Poor's Financial Services LLC or its affiliates (collectively, S&P). The Content shall not be used for any unlawful or unauthorized purposes. S&P and any third-party providers, as well as their directors, officers, shareholders, employees or agents (collectively, S&P Parties) do not guarantee the accuracy, completeness, timeliness or availability of the Content. S&P Parties are not responsible for any errors or omissions (negligent or otherwise), regardless of the cause, for the results obtained from the use of the Content, or for the security or maintenance of any data input by the user. The Content is provided on an "as is" basis. S&P PARTIES DISCLAIM ANY AND ALL EXPRESS OR IMPLIED WARRANTIES, INCLUDING, BUT NOT LIMITED TO, ANY WARRANTIES OF MERCHANTABILITY OR FITNESS FOR A PARTICULAR PURPOSE OR USE, FREEDOM FROM BUGS, SOFTWARE ERRORS OR DEFECTS, THAT THE CONTENT'S FUNCTIONING WILL BE UNINTERRUPTED OR THAT THE CONTENT WILL OPERATE WITH ANY SOFTWARE OR HARDWARE CONFIGURATION. In no event shall S&P Parties be liable to any party for any direct, indirect, incidental, exemplary, compensatory, punitive, special or consequential damages, costs, expenses, legal fees, or losses (including, without limitation, lost income or lost profits and opportunity costs or losses caused by negligence) in connection with any use of the Content even if advised of the possibility of such damages.

Some of the Content may have been created with the assistance of an artificial intelligence (AI) tool. Published Content created or processed using AI is composed, reviewed, edited, and approved by S&P personnel.

Credit-related and other analyses, including ratings, and statements in the Content are statements of opinion as of the date they are expressed and not statements of fact. S&P's opinions, analyses and rating acknowledgment decisions (described below) are not recommendations to purchase, hold, or sell any securities or to make any investment decisions, and do not address the suitability of any security. S&P assumes no obligation to update the Content following publication in any form or format. The Content should not be relied on and is not a substitute for the skill, judgment and experience of the user, its management, employees, advisors and/or clients when making investment and other business decisions. S&P does not act as a fiduciary or an investment advisor except where registered as such. While S&P has obtained information from sources it believes to be reliable, S&P does not perform an audit and undertakes no duty of due diligence or independent verification of any information it receives. Rating-related publications may be published for a variety of reasons that are not necessarily dependent on action by rating committees, including, but not limited to, the publication of a periodic update on a credit rating and related analyses.

To the extent that regulatory authorities allow a rating agency to acknowledge in one jurisdiction a rating issued in another jurisdiction for certain regulatory purposes, S&P reserves the right to assign, withdraw or suspend such acknowledgment at any time and in its sole discretion. S&P Parties disclaim any duty whatsoever arising out of the assignment, withdrawal or suspension of an acknowledgment as well as any liability for any damage alleged to have been suffered on account thereof.

S&P keeps certain activities of its business units separate from each other in order to preserve the independence and objectivity of their respective activities. As a result, certain business units of S&P may have information that is not available to other S&P business units. S&P has established policies and procedures to maintain the confidentiality of certain non-public information received in connection with each analytical process.

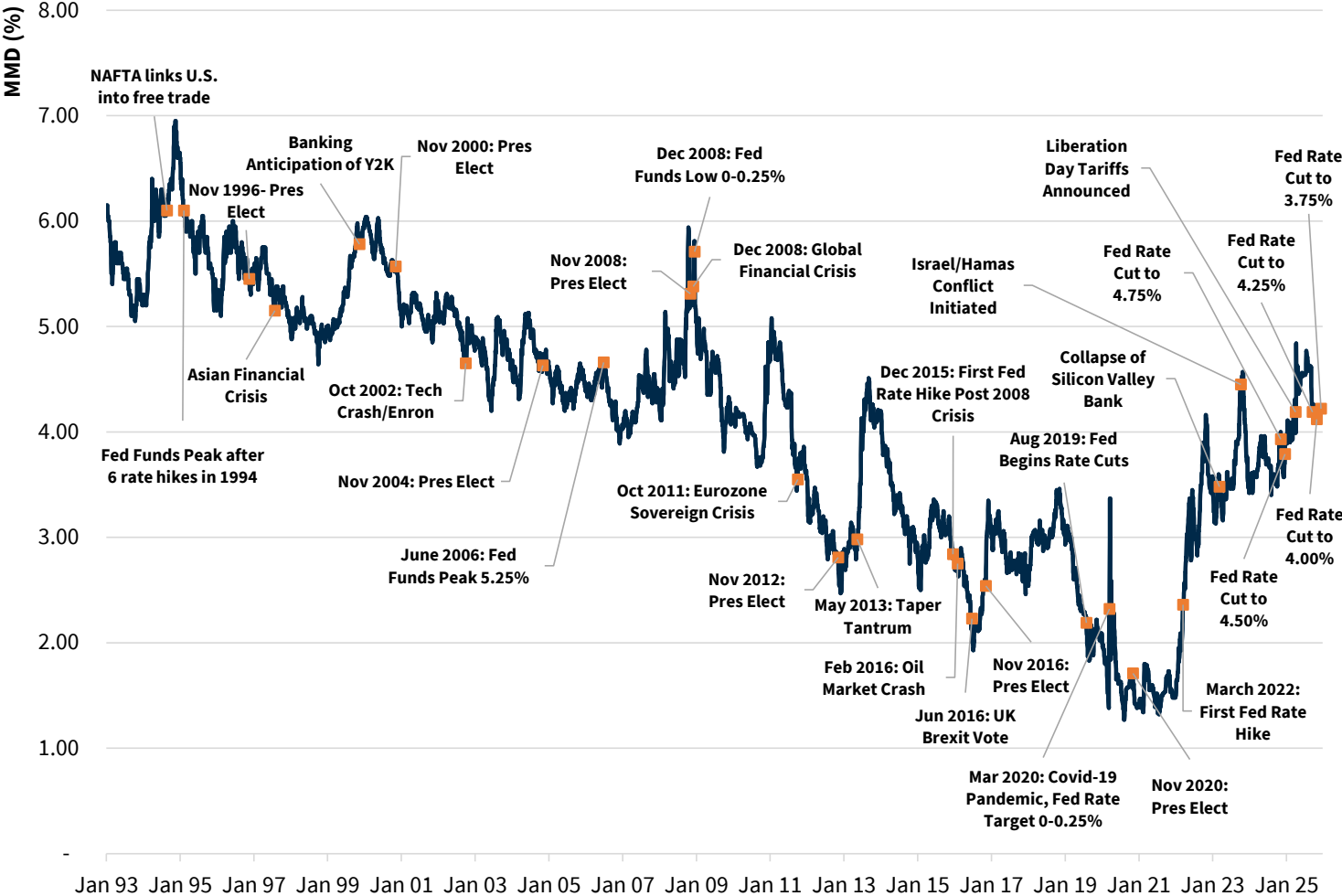
S&P may receive compensation for its ratings and certain analyses, normally from issuers or underwriters of securities or from obligors. S&P reserves the right to disseminate its opinions and analyses. S&P's public ratings and analyses are made available on its Web sites, www.spglobal.com/ratings (free of charge), and www.ratingsdirect.com (subscription), and may be distributed through other means, including via S&P publications and third-party redistributors. Additional information about our ratings fees is available at www.spglobal.com/usratingsfees.

STANDARD & POOR'S, S&P and RATINGSDIRECT are registered trademarks of Standard & Poor's Financial Services LLC.

BOND MARKET UPDATE

30YR AAA MMD rate history

30YR MMD since 1993



Historical AAA-rated general obligation tax-exempt rates

In August 2020, the municipal market hit all-time record lows throughout the curve in the wake of the pandemic.

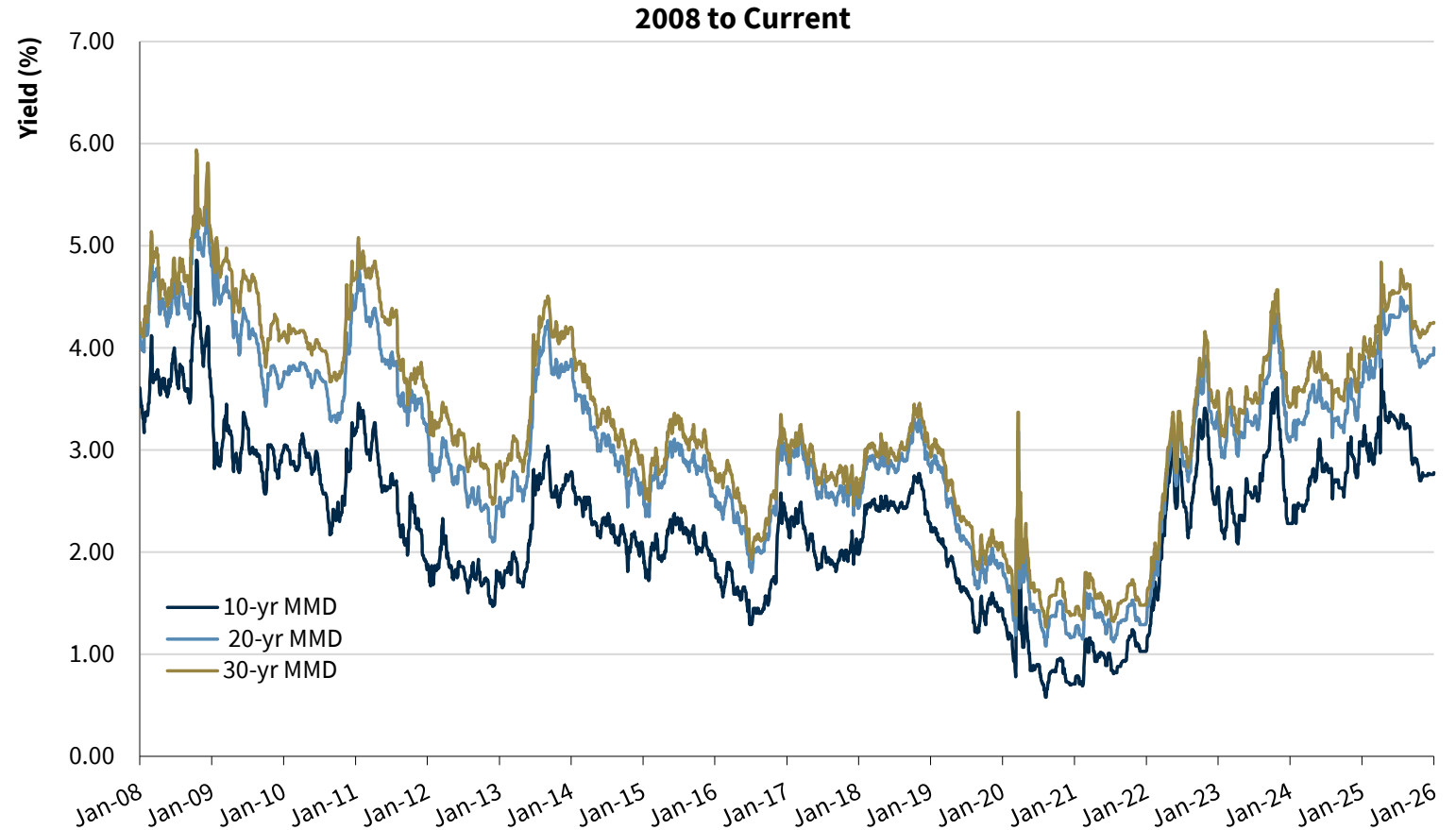
2022 saw MMD steadily increase due to a series of Fed Rate hikes starting in March that finally began to reverse course due to the softening of inflation levels in late 2022 and early 2023.

The market in 2023 was volatile between the banking and debt ceiling crises as well as conflicts in the Middle East. MMD had increased during 2023 with Fed rate hikes in May and July.

In 2024, MMD decreased as the markets priced in with consistent Fed rate cuts during the last few months of the year.

In 2025, MMD has experienced elevated volatility driven by tariff-related uncertainty, accompanied by three rate cuts, the most recent occurring in December.

10YR, 20YR & 30YR AAA MMD



Current market update

This week's calendar:

\$6.19B negotiated

\$829M competitive

\$8.2B 30-Day Visible Supply

Key interest rates and prices

	This Week 1/2/2026	Last Week 12/26/2025	Last Month 12/2/2025	Last Year 1/2/2025
Federal Funds Rate	3.75	3.75	4.00	4.50
Prime Rate	6.75	6.75	7.00	7.50
Treasury - 2 yr	3.47	3.48	3.51	4.24
Treasury - 10 yr	4.19	4.13	4.09	4.56
SOFR	4.13	3.76	4.01	4.40
SIFMA	2.36	3.32	2.79	2.72
SIFMA/SOFR %	57.1	88.3	69.6	61.8
B.B. 20 Bond Index ¹	4.83	4.83	4.76	4.06
B.B. Rev. Index ²	5.12	5.12	5.05	4.35
30-Day Visible Supply ³	8.2 B	5.3 B	21.5 B	10.1 B
10-Year AAA MMD ⁴	2.78	2.76	2.77	3.06
10-Year AAA MMD Ratio to Treasury %	66.3	66.9	67.8	67.1
30-Year Treasury	4.87	4.81	4.75	4.78
30-Year AAA MMD ⁴	4.25	4.24	4.21	3.89

¹ Represents an estimation of the yield on a portfolio of 20 general obligation bonds that matures in 20 years with a composite AA rating.

² Represents an estimation of the yield that would be offered on 30-yr revenue bonds. The index is comprised of 25 issuers that cover a broad range of type of issues and vary in ratings.

³ The total dollar volume of municipal securities expected to be offered over the next 30 days.

⁴ Represents the benchmark yield for high grade municipal issues, based on a natural "AAA" rated general obligation bond issue. "AAA" MMD is the benchmark for pricing of all tax-exempt municipal issues.

Municipal long-term issuance

2025 issuance volume YTD is \$534.8B and 2025 redemption volume is \$360.4B.

Long-term municipal new issue volume was up 34% in 2024 vs. 2023

Long-term municipal new issue volume was down 3% in 2023 vs. 2022

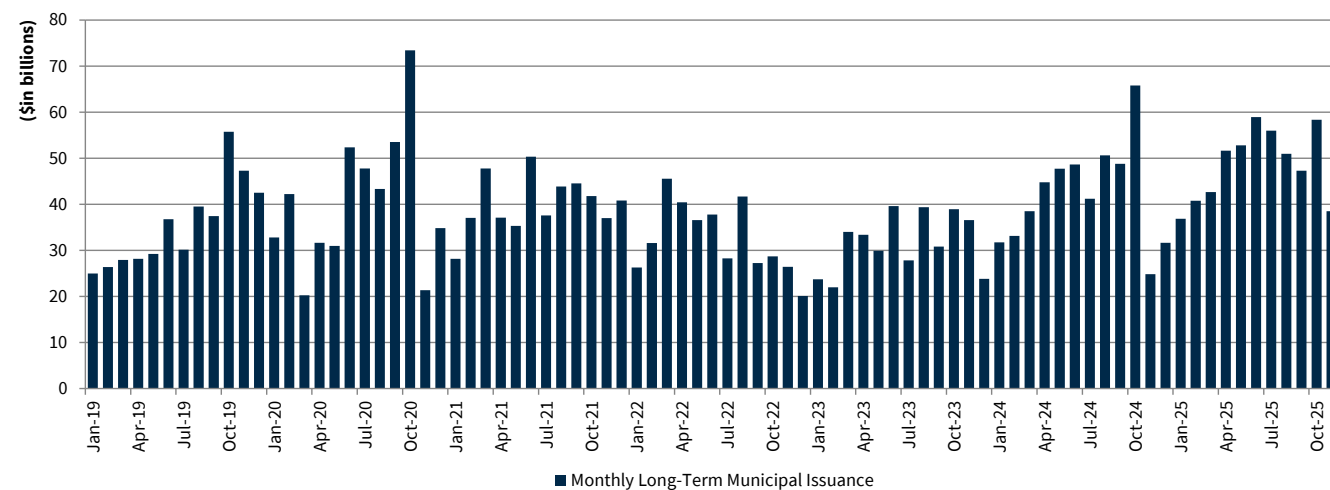
Long-term municipal new issue volume was down 19% in 2022 vs. 2021

Long-term municipal new issuance was down 0.6% in 2021 vs. 2020

Long-term municipal new issuance was up 14% in 2020 vs. 2019

Monthly issuance

Municipal Long-Term Issuance								
\$ in billions	2019	2020	2021	2022	2023	2024	2025	YoY %
January	\$24.968	\$32.793	\$28.182	\$26.293	\$23.733	\$31.769	\$36.875	16%
February	26.375	42.229	37.052	31.602	22.011	33.168	40.780	23%
March	27.949	20.262	47.763	45.555	34.008	38.517	42.644	11%
April	28.154	31.650	37.105	40.423	33.377	44.800	51.643	15%
May	29.212	30.991	35.342	36.583	29.889	47.713	52.806	11%
June	36.747	52.390	50.364	37.775	39.601	48.666	58.949	21%
July	30.158	47.782	37.601	28.258	27.843	41.193	55.981	36%
August	39.522	43.362	43.885	41.716	39.369	50.653	50.991	1%
September	37.435	53.513	44.563	27.251	30.822	48.802	47.318	-3%
October	55.775	73.448	41.811	28.724	38.923	65.799	58.385	-11%
November	47.312	21.359	37.000	26.415	36.574	24.861	38.487	55%
December	42.517	34.822	40.840	20.121	23.842	31.646		
Total	\$426.123	\$484.601	\$481.508	\$390.715	\$379.992	\$507.585	\$534.858	16%



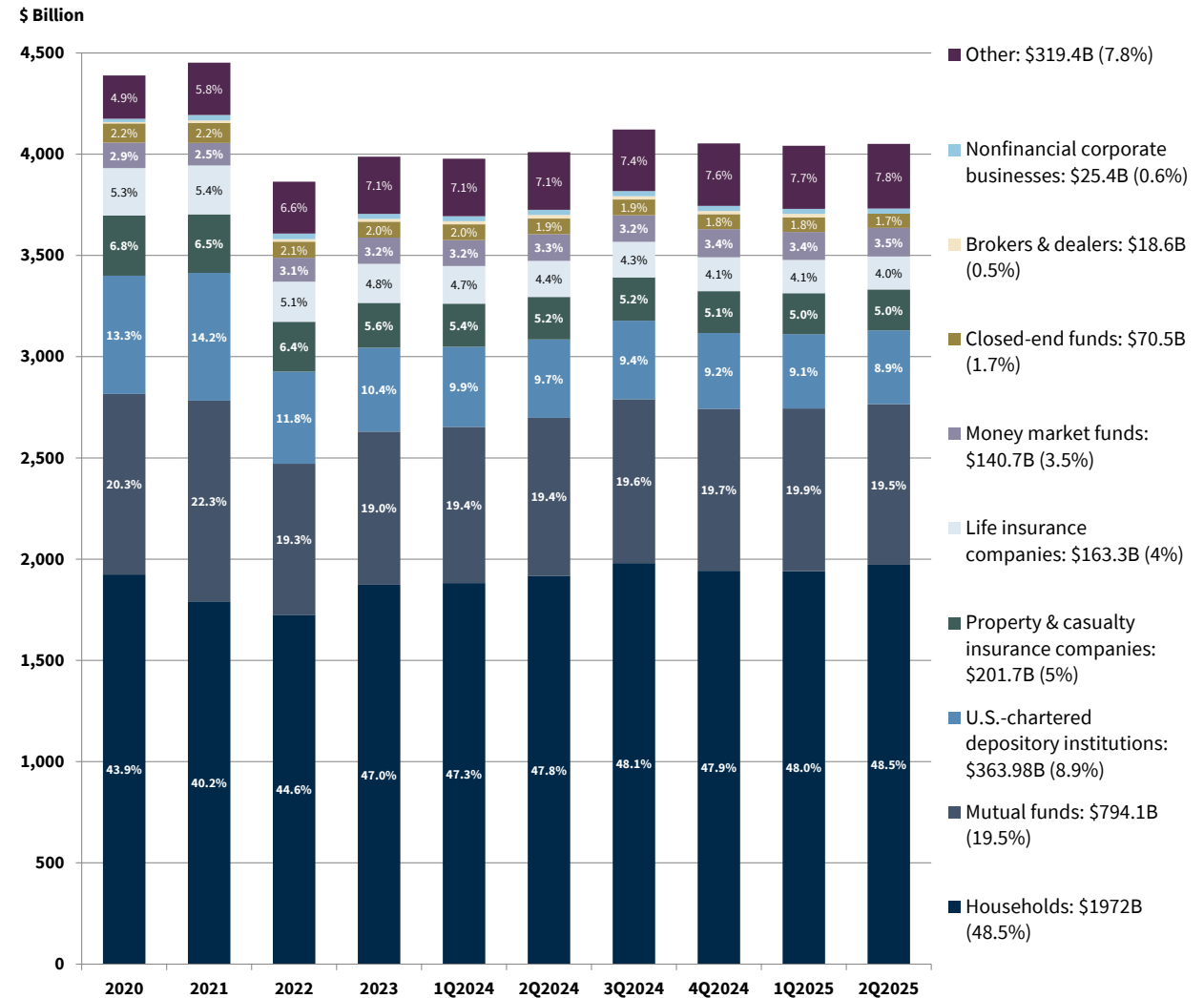
Holders of municipal bonds

Households have remained at the top as the largest holders of municipal bonds with 48.5% share in Q2 2025 and more than double any other category of bondholder.

Mutual funds remained the second largest holder of municipal bonds. Since 2020, mutual funds have fluctuated their share of municipal debt slightly below 20%.

The third largest holders of municipal bonds are U.S Chartered Depository Institutions. Rounding out the top 5 municipal bond holders are Property & Casualty Insurance Companies (4th largest holder) and Life Insurance Companies (5th largest holder).

Holders of municipal debt



Source: The Federal Reserve, Financial Accounts of the United States, 2nd Quarter 2025

Rate forecast

The Fed made three 25 bps rate cuts in 2025: the first on September 17th, the second on October 29th, and the final cut on December 10th. One rate cut in 2026 is anticipated.

Economist Consensus

US Treasury	Current Rate	2025	2026				2027				2028	Change from Current
		Q4	Q1	Q2	Q3	Q4	Q1	Q2	Q3	Q4	Q1	
2 Year	3.46%	3.42%	3.35%	3.31%	3.30%	3.31%	3.33%	3.35%	3.35%	3.32%	3.30%	-0.16%
Economists Surveyed		47	47	47	48	36	35	35	35	23	22	
10 Year	4.17%	4.09%	4.08%	4.07%	4.10%	4.07%	4.08%	4.09%	4.10%	4.08%	4.07%	-0.10%
Economists Surveyed		53	53	53	54	39	37	36	36	24	23	
30 Year	4.86%	4.70%	4.67%	4.64%	4.65%	4.63%	4.63%	4.63%	4.65%	4.59%	4.52%	-0.34%
Economists Surveyed		37	37	37	37	29	29	29	29	21	20	

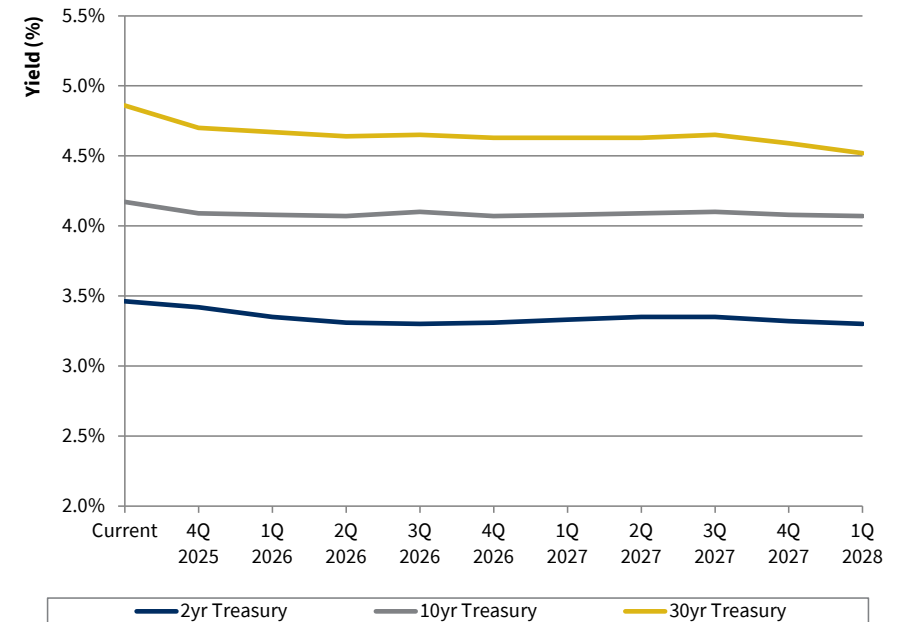
*Source: Bloomberg as of January 5, 2026.

Bloomberg Consensus

	Current Rate	2025	2026				2027	Change from Current Rate to 2027
		Q4	Q1	Q2	Q3	Q4	Q1	Q1
Real GDP	4.30%	1.00%	1.00%	2.10%	2.00%	2.00%	2.01%	-2.29%
Consumer Price Index	2.70%	3.00%	3.00%	2.85%	3.00%	2.80%	2.50%	-0.20%
Unemployment	4.60%	4.50%	4.50%	4.50%	4.50%	4.47%	4.32%	-0.28%
Fed Funds Target	3.75%	3.80%	3.80%	3.59%	3.40%	3.27%	3.21%	-0.54%
3-month SOFR	3.65%	3.70%	3.70%	3.49%	3.29%	3.20%	3.17%	-0.48%

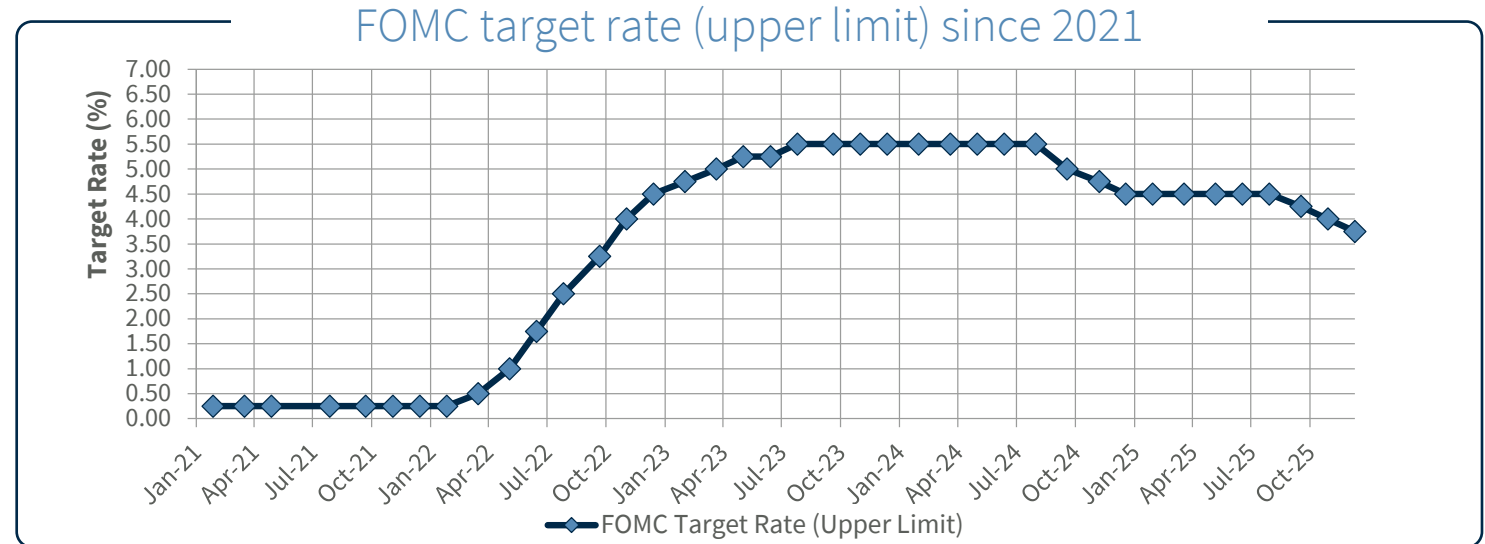
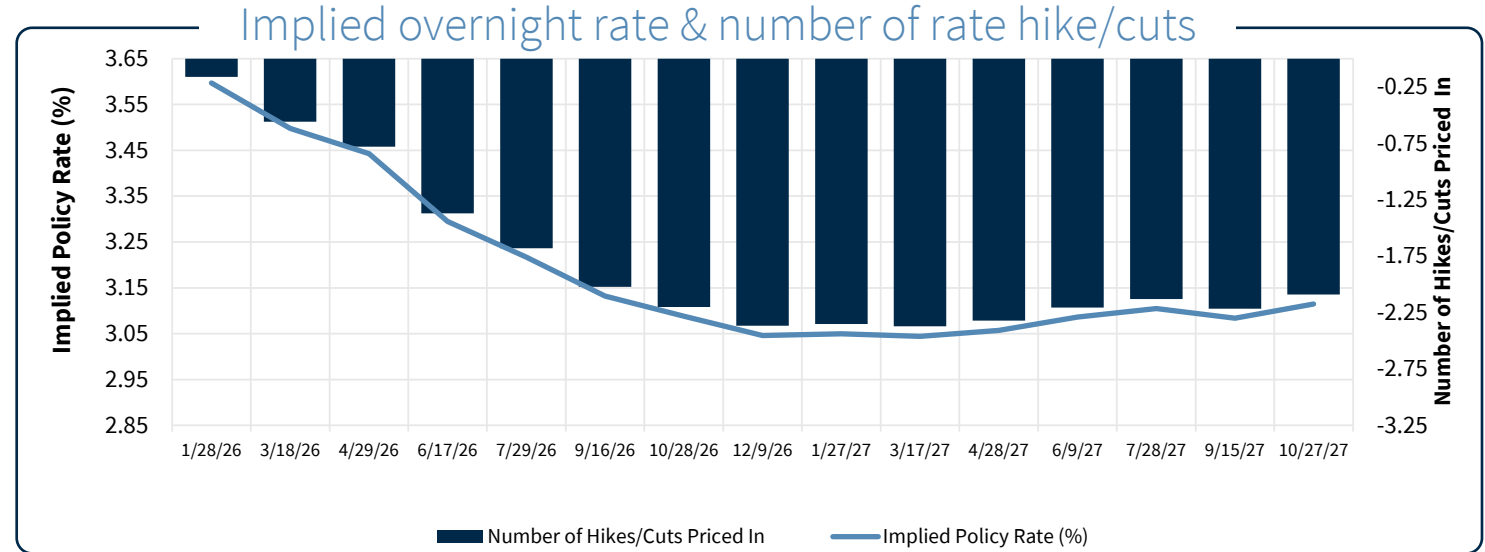
*Source: Bloomberg as of January 5, 2026.

Treasury Rate Forecasts



FED Funds Rate

The September 18th, 2024, FOMC meeting marked the first rate cut since rates began rising in 2022, with a 50bps reduction. Additional 25bps cuts followed on November 7th and December 18th, 2024. In 2025, the FOMC implemented three 25bps rate cuts: the first on September 17th, the second on October 29th, and the final cut on December 10th.



Disclaimer

The information contained herein is solely intended to facilitate discussion of potentially applicable financing applications and is not intended to be a specific buy/sell recommendation, nor is it an official confirmation of terms. Any terms discussed herein are preliminary until confirmed in a definitive written agreement. While we believe that the outlined financial structure or marketing strategy is the best approach under the current market conditions, the market conditions at the time any proposed transaction is structured or sold may be different, which may require a different approach.

The analysis or information presented herein is based upon hypothetical projections and/or past performance that have certain limitations. No representation is made that it is accurate or complete or that any results indicated will be achieved. In no way is past performance indicative of future results. Changes to any prices, levels, or assumptions contained herein may have a material impact on results. Any estimates or assumptions contained herein represent our best judgment as of the date indicated and are subject to change without notice. Examples are merely representative and are not meant to be all-inclusive.

Raymond James shall have no liability, contingent or otherwise, to the recipient hereof or to any third party, or any responsibility whatsoever, for the accuracy, correctness, timeliness, reliability or completeness of the data or formulae provided herein or for the performance of or any other aspect of the materials, structures and strategies presented herein. This Presentation is provided to you for the purpose of your consideration of the engagement of Raymond James as an underwriter and not as your financial advisor or Municipal Advisor (as defined in Section 15B of the Exchange Act of 1934, as amended), and we expressly disclaim any intention to act as your fiduciary in connection with the subject matter of this Presentation. The information provided is not intended to be and should not be construed as a recommendation or “advice” within the meaning of Section 15B of the above-referenced Act. Any portion of this Presentation which provides information on municipal financial products or the issuance of municipal securities is only given to provide you with factual information or to demonstrate our experience with respect to municipal markets and products. Municipal Securities Rulemaking Board (“MSRB”) Rule G-17 requires that we make the following disclosure to you at the earliest stages of our relationship, as underwriter, with respect to an issue of municipal securities: the underwriter’s primary role is to purchase securities with a view to distribution in an arm’s-length commercial transaction with the issuer and it has financial and other interests that differ from those of the issuer.

Raymond James does not provide accounting, tax or legal advice; however, you should be aware that any proposed transaction could have accounting, tax, legal or other implications that should be discussed with your advisors and/or legal counsel.

Raymond James and affiliates, and officers, directors and employees thereof, including individuals who may be involved in the preparation or presentation of this material, may from time to time have positions in, and buy or sell, the securities, derivatives (including options) or other financial products of entities mentioned herein. In addition, Raymond James or affiliates thereof may have served as an underwriter or placement agent with respect to a public or private offering of securities by one or more of the entities referenced herein.

This Presentation is not a binding commitment, obligation, or undertaking of Raymond James. No obligation or liability with respect to any issuance or purchase of any Bonds or other securities described herein shall exist, nor shall any representations be deemed made, nor any reliance on any communications regarding the subject matter hereof be reasonable or justified unless and until (1) all necessary Raymond James, rating agency or other third party approvals, as applicable, shall have been obtained, including, without limitation, any required Raymond James senior management and credit committee approvals, (2) all of the terms and conditions of the documents pertaining to the subject transaction are agreed to by the parties thereto as evidenced by the execution and delivery of all such documents by all such parties, and (3) all conditions hereafter established by Raymond James for closing of the transaction have been satisfied in our sole discretion. Until execution and delivery of all such definitive agreements, all parties shall have the absolute right to amend this Presentation and/or terminate all negotiations for any reason without liability therefor. Thomson Reuters Municipal Market Data (“MMD”) is a proprietary yield curve which provides the offer-side of AAA rated state general obligation bonds as determined by the MMD analyst team. Raymond James & Associates, Inc., member New York Stock Exchange/SIPC.

RAYMOND JAMES

PUBLIC FINANCE / DEBT INVESTMENT BANKING
11551 ASH STREET, SUITE 250// LEAWOOD, KS 66211

RJPUBLICFINANCE.COM

© 2026 Raymond James & Associates, Inc., member New York Stock Exchange/SIPC.
Raymond James® is a registered trademark of Raymond James Financial, Inc.

Title: Discuss Common Consumption Area

Agenda Date: February 4, 2026

Presented By: Christina Montgomery, City Attorney

Background:

Kansas law allows cities to establish Common Consumption Areas (CCAs) by ordinance to permit public consumption of alcoholic beverages within a clearly defined area, such as a downtown or entertainment district. Alcohol consumed within a CCA must be purchased from participating, licensed vendors and may be taken from a licensed establishment into the CCA in a marked, non-glass container. CCAs are commonly used to support downtown activity and special events while preserving local control over boundaries, rules, and enforcement.

Discussion:

The City's current Common Consumption Area was established by Ordinance No. 25-05 and encompasses the designated downtown area shown on the attached map. Within the CCA, the possession and consumption of alcoholic liquor and cereal malt beverages is permitted daily from 8:00 a.m. to 11:59 p.m., subject to closure or restriction by the Police Chief for special events or public safety. The City is required to post clear boundary signage and may restrict traffic within the CCA as necessary. Participating vendors remain subject to all applicable federal, state, and local laws.

CCA permits are valid for one year. If the City wishes to continue the CCA beyond March 17, a new ordinance will be required.

Attachments:

Ordinance 25-05 (with map)

Ordinance No. 25-05

AN ORDINANCE ESTABLISHING A COMMON CONSUMPTION AREA AND AUTHORIZING THE POSSESSION AND CONSUMPTION OF ALCOHOLIC LIQUOR AND CEREAL MALT BEVERAGE WITHIN THE COMMON CONSUMPTION AREA BOUNDARIES; ESTABLISHING SECTION 4-5 OF THE CODE OF THE CITY OF EMPORIA, KANSAS

WHEREAS, the Governing Body of the City of Emporia, Kansas has determined it is beneficial to establish a Common Consumption Area to promote community activities and economic growth, while ensuring compliance with all applicable local and state laws governing alcohol consumption.

NOW, THEREFORE, be it ordained by the Governing Body of the City of Emporia, Kansas:

Section 1. Pursuant to K.S.A. 41-2659, as amended, the Governing Body hereby establishes a Common Consumption Area (hereinafter referred to as CCA). The CCA shall include the downtown area generally north of 4th Avenue to south of 12th Avenue and east of Constitution Street to west of Union Street in the City of Emporia, with boundaries depicted in the Map marked "Exhibit A", which is hereby incorporated by reference.

Section 2. That Section 4-5 of the Code of Ordinances of the City of Emporia, Kansas, is hereby established to read as follows:

"Section 4-5 Common Consumption Area

- a) **Established.** A Common Consumption Area (hereinafter "CCA") is established in the downtown area as depicted in the Common Consumption Area Map. Copies of such Common Consumption Area Map shall be made available on the City of Emporia website and the office of the city clerk.
- b) **Boundaries.** The boundaries of the CCA shall be clearly marked with signs conspicuously posted identifying the boundaries of the CCA in a size and manner that provides notice to persons entering or leaving the area.
- c) **Streets.** Any public street, roadway, alley, or parking lot within the CCA may be blocked from motorized traffic when required by the Police Chief or the Police Chief's designee for special events or in the interest of public safety.
- d) **Hours.** The possession and consumption of alcoholic liquor and CMB within the CCA shall be allowed between the hours of 8:00 a.m. and 11:59 p.m. Sunday through Saturday. The Police Chief or the Police Chief's designee may close all or a portion of the CCA for special events or at any other time in the interest of public safety.
- e) **State Permit Required.** Possession and consumption of alcohol liquor or cereal malt beverage is authorized provided that a common consumption area permit has been issued to the City of Emporia by the Director of the Division of Alcoholic Beverage Control in accordance with K.S.A. 41-2659, as amended.
- f) **Authorized Beverage Containers.** All alcoholic liquor and CMB removed from a participating licensed premise shall be served in a container that displays the licensee's trade name or logo or other identifying mark that is unique to the licensee. No alcoholic beverage removed from a licensed premise shall be in a glass container or any container that otherwise represents a potential danger to the public as determined by law enforcement officials.

- g) **Purchases Outside CCA.** The possession or consumption of alcoholic liquor and/or CMB purchased outside of the CCA shall not be permitted inside the boundaries of the special event and CCA.
- h) **Purchases Within CCA.** No open container of alcoholic liquor and/or CMB purchased within the CCA shall be removed from the boundaries of the CCA. No alcoholic beverages shall be consumed in vehicles while on the street within the CCA.
- i) **Licensees.** All licensees approved by the Director to participate in the CCA shall at all times comply with any and all federal and state law and City ordinances regulating the purchase, sale, and consumption of alcoholic liquor and/or CMB.”

Section 3. The provisions of this ordinance shall be included and incorporated in the Code of Ordinances of the City of Emporia, Kansas as an addition or amendment thereto and shall be appropriately renumbered to conform to the uniform numbering system of the Code.


Section 4. Effective Date. The Ordinance shall become effective upon passage and publication of the ordinance summary in the official City newspaper.

PASSED AND APPROVED this 12th day of February 2025.



Erren Harter, Mayor

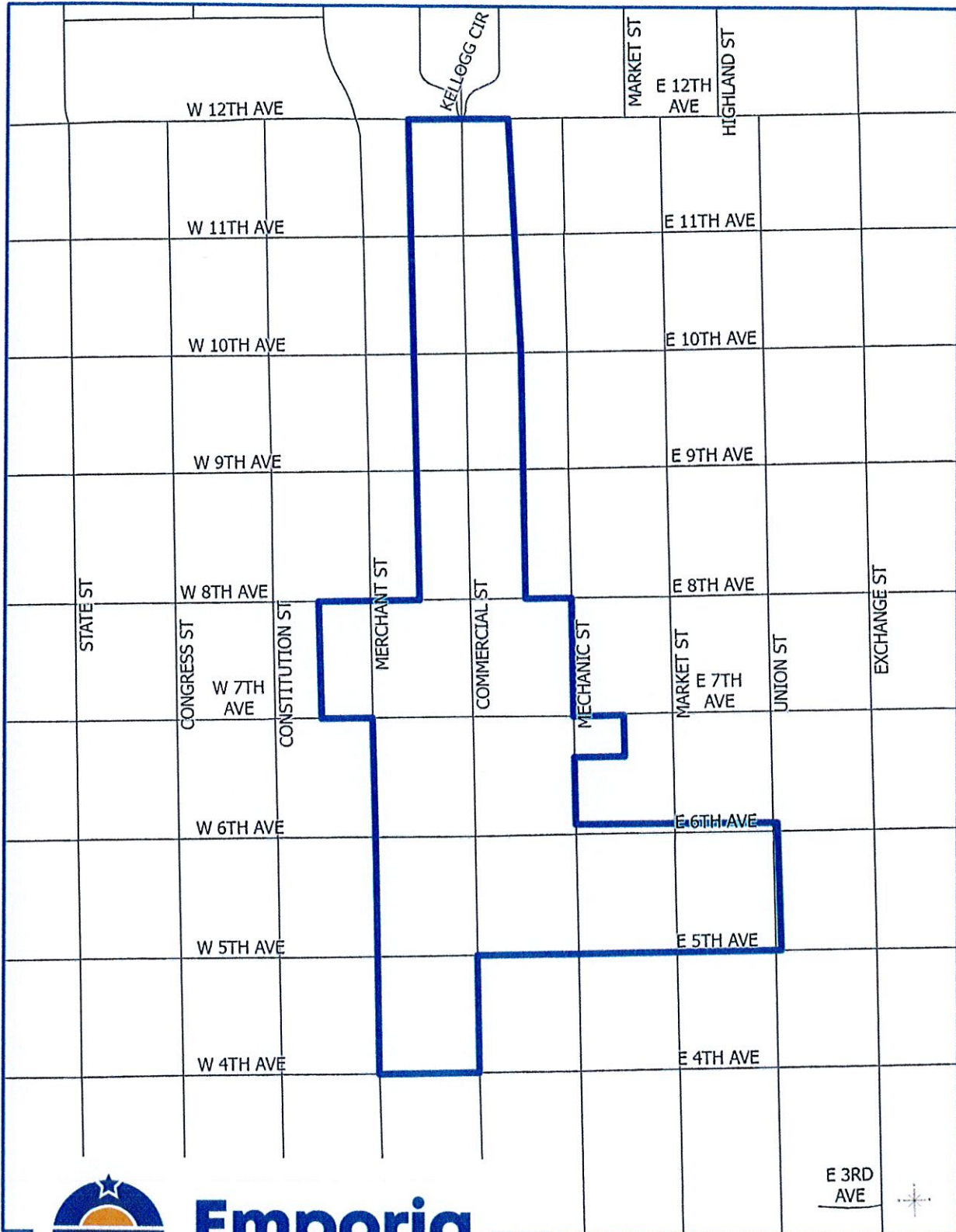
ATTEST:



Kerry Sull, City Clerk



Exhibit A



Emporia
Kansas

E 3RD
AVE



DATA NOT SURVEY ACCURATE